

PORT ORCHARD POLICE DEPARTMENT

2010 ANNUAL REPORT





City of Port Orchard Police Department

Alan L. Townsend, Chief of Police
546 Bay Street, Port Orchard, WA 98366
Voice: 360.876.1700 Fax: 360.876.5546
atownsend@cityofportorchard.us
www.cityofportorchard.us



Mayor Coppola, City Council Members, and Community Members,

I am pleased to present to you the 2010 Port Orchard Police Department Annual Report.

Violent crime has continued to drop in our city. In 2010 we saw an additional 4% drop and per capita we dropped from 5.0 violent crimes per thousand people to 4.6 per thousand. As expected we saw an increase in the total number of property crimes, up 5% from 2009, and per capita we went from 54.2 property crimes per thousand people to 54.3 per thousand. However, that seemingly was the trend statewide, as even though we saw an increase we still dropped lower on the rankings from 29th in the state to 32nd in the state. More detailed information about this is included in the following pages of the report.

As our city has grown, so have our calls for police service. Up almost 20% from 2009, we hit an all time record. Some of this is citizen generated, some is business generated, and some of it is proactively generated by our officers. Obviously these calls have increased at a significantly higher percentage than the increase in the number of officers. As such, we will continue to find innovative ways to help reduce repeat calls to locations, through problem oriented policing concepts.

Even as our resources become stretched, the feedback from our customers is positive. We continue to maintain an A+ rating in all categories except for "If follow-up was necessary, was the officer readily available". In this category, more than 50% said "no". I suspect that this is related to a reduction in an officer's available time, but we will continue to monitor this and find ways to make improvements. In addition, our customers surveyed feel the safest they ever have in their home and in their neighborhoods.

As we move forward with additional annexations, I am confident we are prepared as an agency to deal with the additional growth. Early in 2011, we added one additional police officer to our authorized strength, boosting our number to 22 commissioned employees. As an agency we are prepared to add additional officers as those annexations come to fruition. In the mean time, we continue to work within conservative budget numbers, finding new and exciting ways to be more productive and efficient, ensuring the best stewardship of our community's tax dollars while providing the highest levels of service.

Sincerely,

Alan L. Townsend

Alan L. Townsend
Chief of Police



MISSION STATEMENT

DEPARTMENT MISSION

The mission of the Port Orchard Police Department is to work in partnership with the community to protect life and property and to enhance the quality of life in our city through proactive problem solving, fair and equitable law enforcement, and the effective use of resources.

DEPARTMENT VALUES

- Our employees are our most valued resource. We value each employee's contribution to the effectiveness of our organization and their participation in the decision making process. We strive to provide opportunities for individual achievement, personal growth, professional development, and recognition of our employees.
- We are committed to a standard of excellence in our profession. We pursue the highest levels of achievement, professionalism, and quality in the services we provide to our community.
- We strive to maintain the highest levels of integrity, ethics, and morals by adhering to the high standards established in the Police Officers Code of Ethics and the foundations established in the Constitution and the laws of the United States and the State of Washington.
- We are committed to the concept of teamwork. We create positive working relationships through community based problem solving, respect toward citizens and coworkers, unity of purpose, and mutual ownership in our department and the services we provide.
- We value the sanctity of life and the equitable treatment of all people.
- We value working with our citizens to solve community based problems.
- We serve with pride within ourselves and the community that we serve.

DEPARTMENT OBJECTIVES

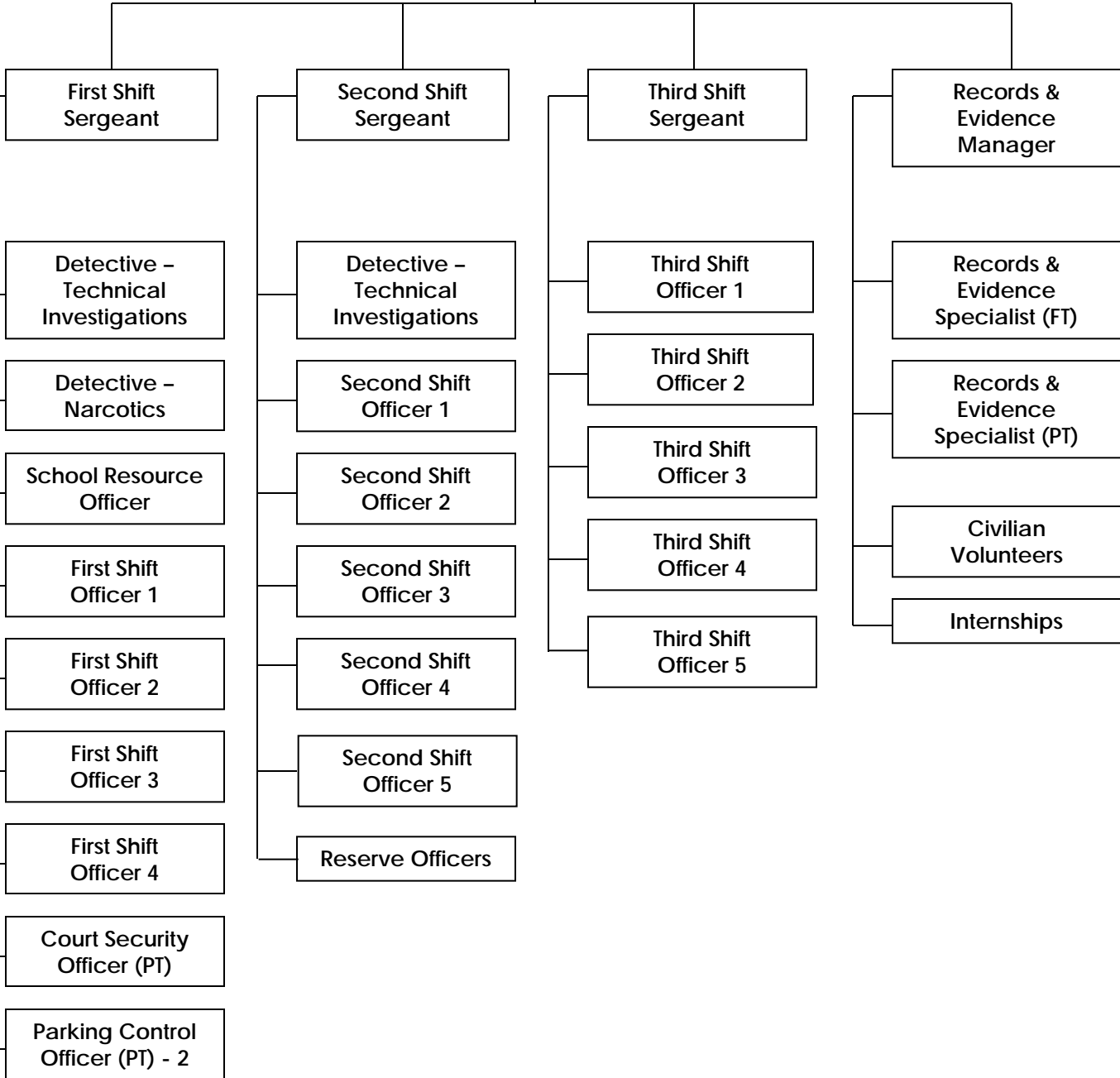
Identify Opportunities
Imagine the Possibilities
Align Partners
Empower Employees
Think, Act, Move as One
Engage the Community
Fulfill the Promise
Map the Future



ORGANIZATIONAL CHART

Chief of Police

Police
Commander





DEPARTMENT DIVISIONS

ADMINISTRATIVE DIVISION

Chief of Police

Media Relations

Professional
Standards

Grant
Administration

SUPPORT DIVISION

Records /
Service Desk

Education and
Training

Evidence

Crime Analysis

Volunteer Program

Property / Supply

Reserve Program

Crime Prevention

Emergency
Management

Court
Security

OPERATIONS DIVISION

Community Policing

Narcotics

Bicycle Patrol

Marine Patrol

Liquor and Vice

Traffic Enforcement

K-9 Operations

SRO Program

Technical
Investigations

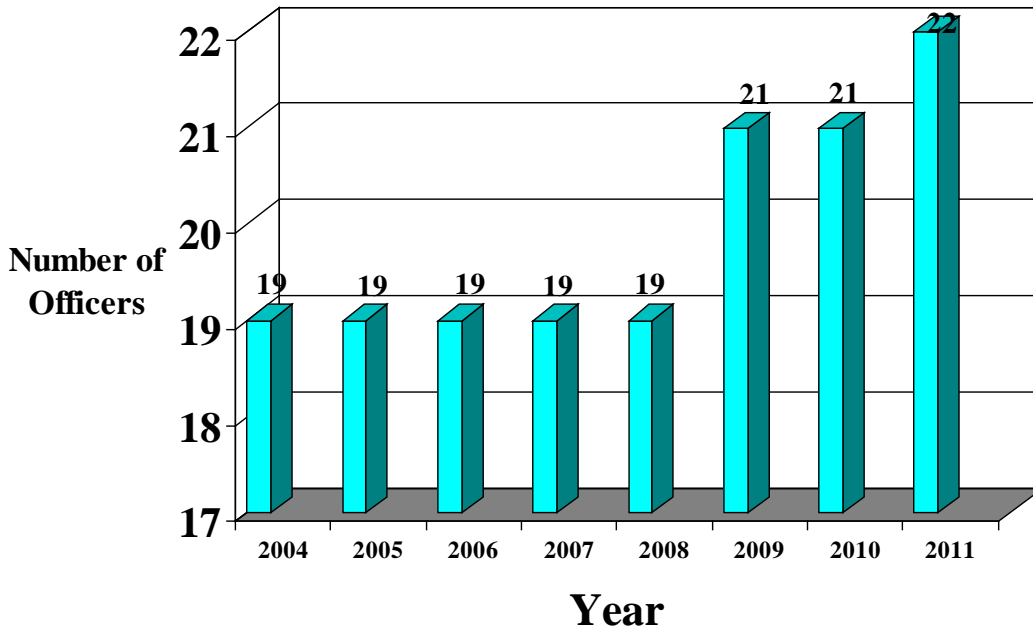
Parking
Control



PERSONNEL STATISTICS

ALLOCATION OF PERSONNEL

<u>Personnel</u>	<u>Admin.</u>	<u>Support</u>	<u>Operations</u>	<u>Total</u>
Chief of Police	1.00	---	---	1.00
Police Commander	---	1.00	---	1.00
Sergeant	---	---	3.00	3.00
Detective	---	---	3.00	3.00
Police Officer	---	---	14.00	14.00
Records/Evidence Mgr.	---	1.00	---	1.00
Records/Evidence Spec.	---	1.50	---	1.50
Public Service Officer	---	.50	1.00	1.50

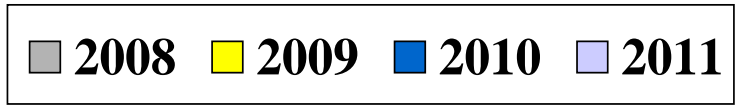
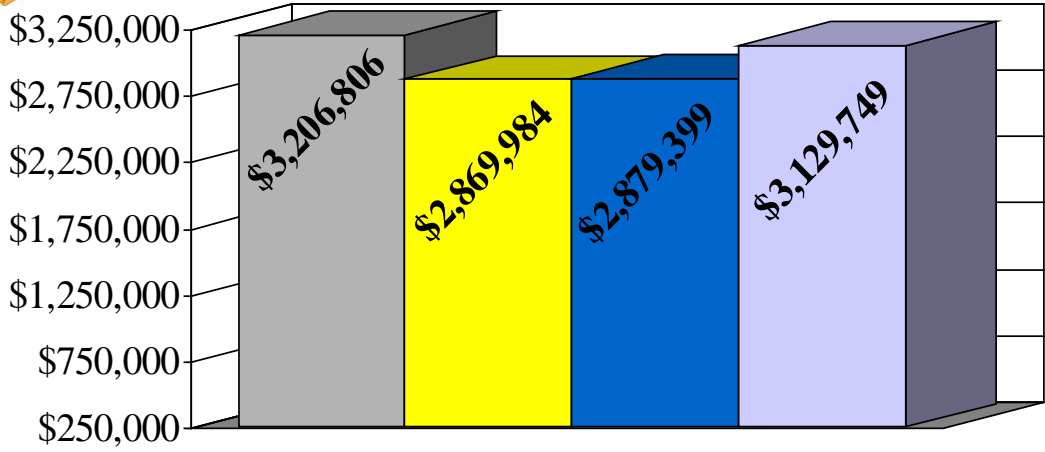


SALARY SCHEDULE

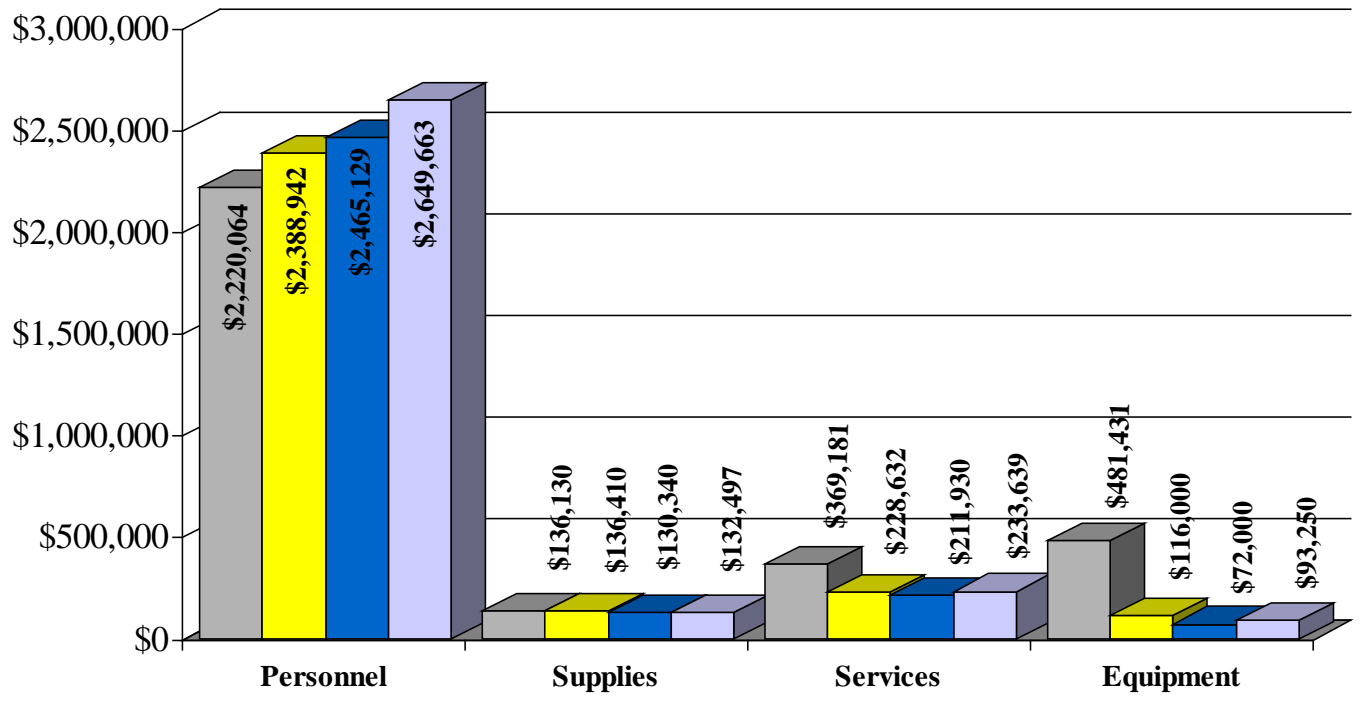
	<u>Annual Minimum</u>	<u>Annual Maximum</u>
Chief of Police	\$ 86,050	\$119,517
Police Commander	\$ 96,990	\$106,933
Police Sergeant	\$ 69,680	\$ 77,189
Police Officer	\$ 52,354	\$ 64,771
Recruit Officer	---	\$ 48,339
Records/Evidence Manager	\$ 44,366	\$ 54,475
Records/Evidence Specialist	\$ 35,755	\$ 45,406
PSO – Court Security	\$ 48,235	\$ 57,366
PSO – Parking Control (PT)	\$ 39,000	\$ 45,427



OPERATING BUDGET



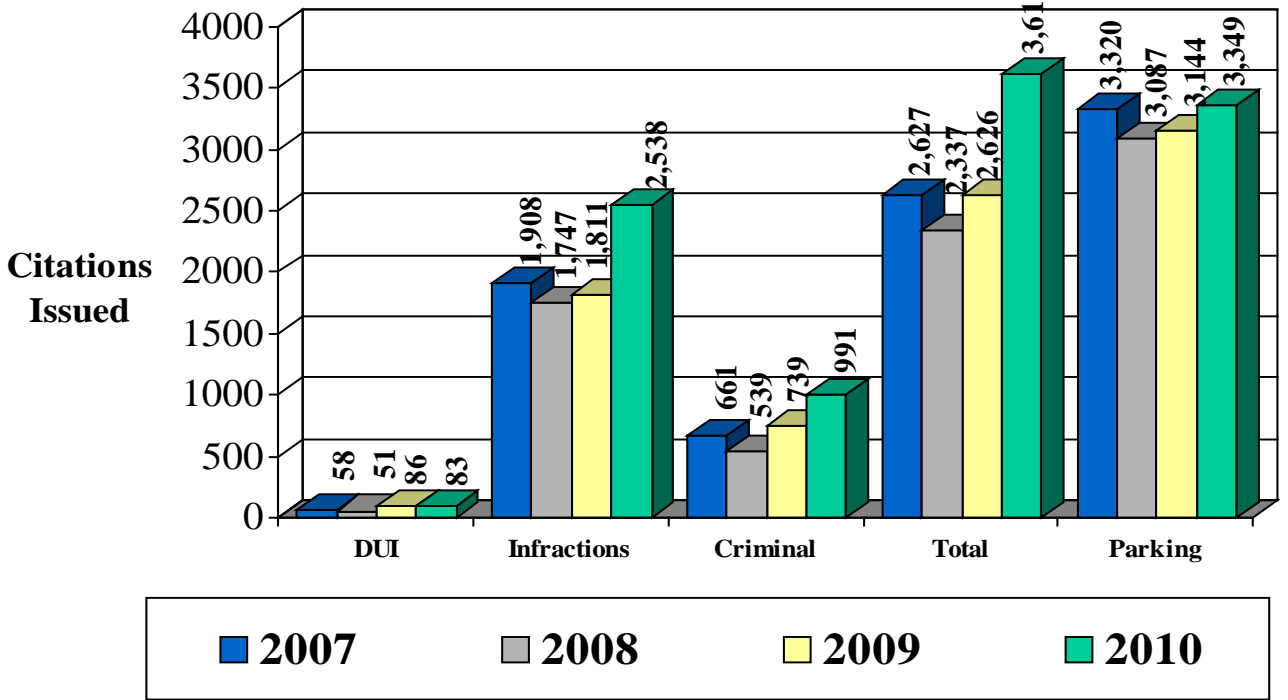
BUDGET DISTRIBUTION



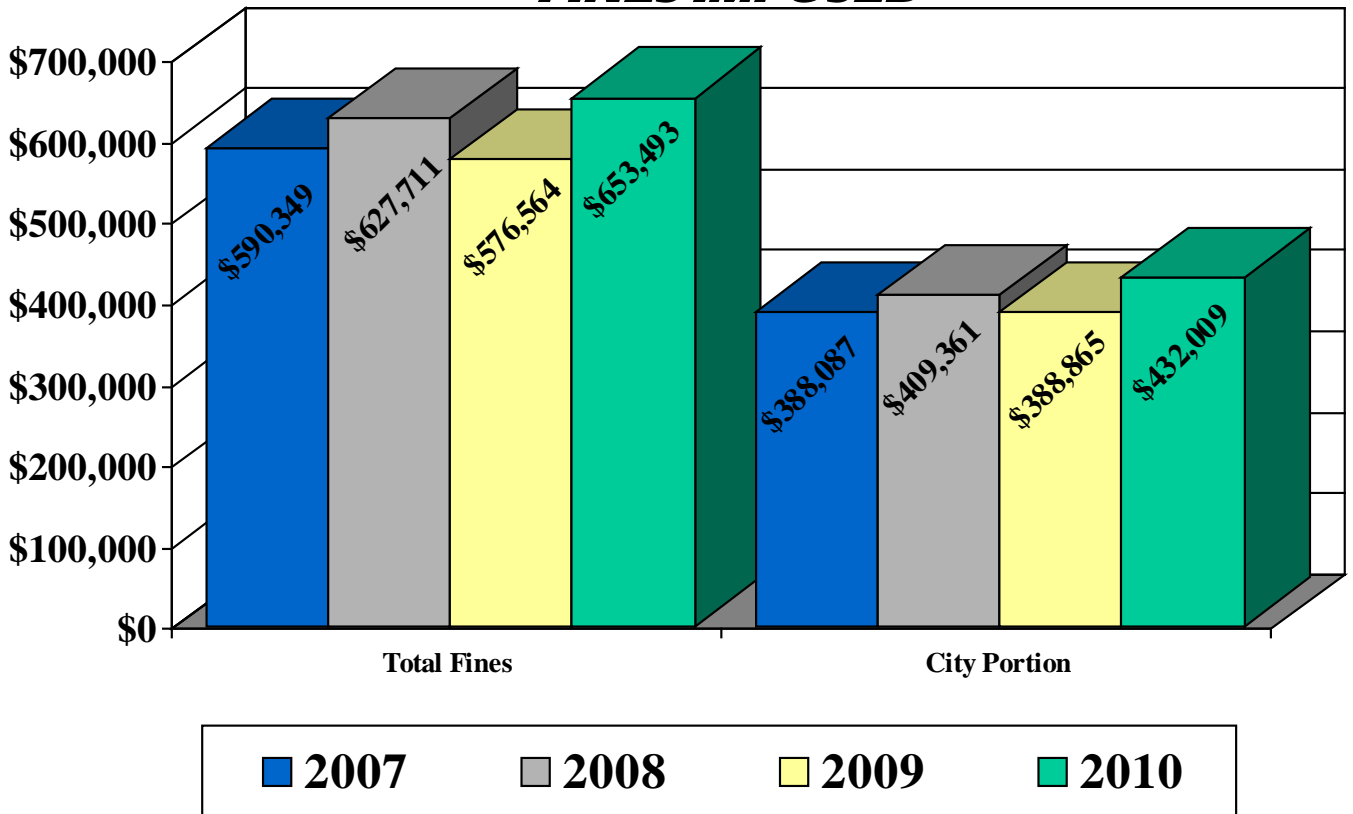


MUNICIPAL COURT FILINGS

CITATIONS FILED IN MUNICIPAL COURT



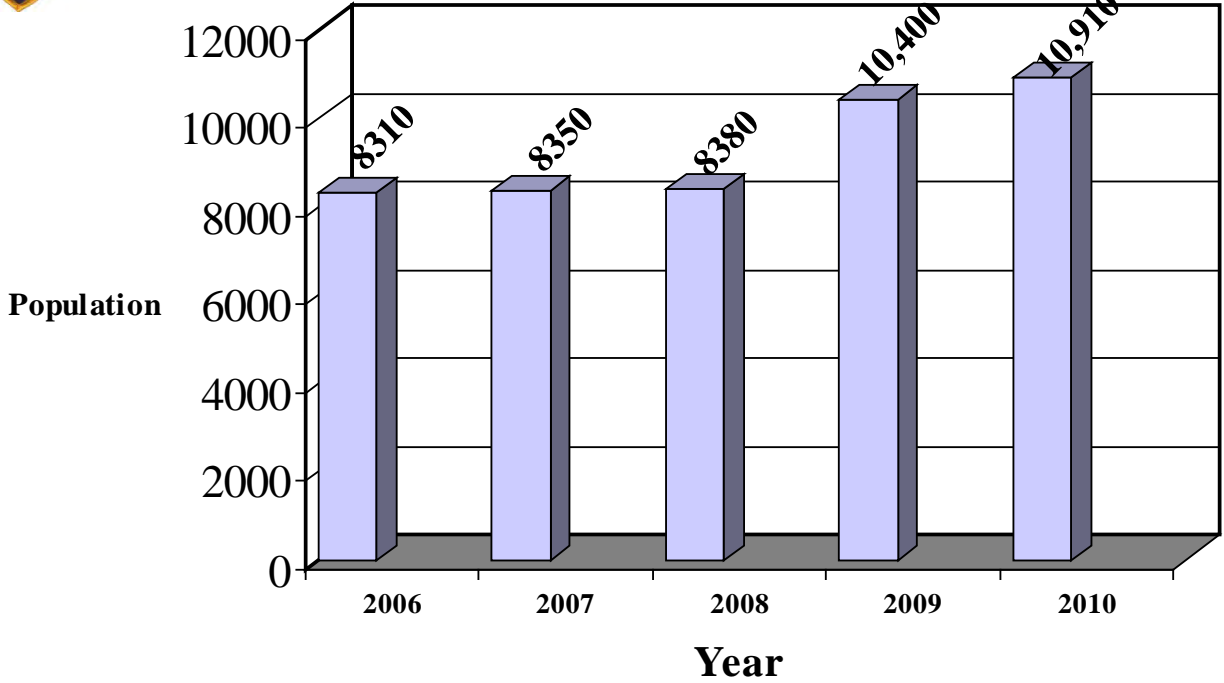
FINES IMPOSED



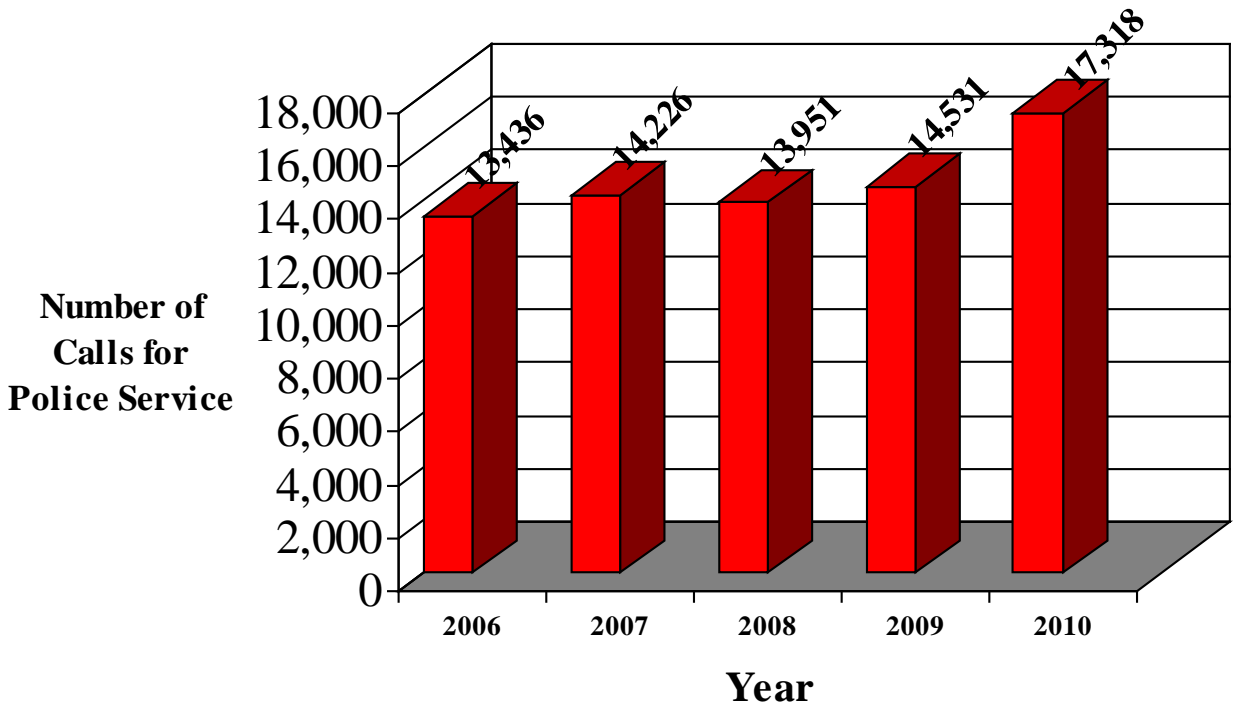


POPULATION vs. POLICE CALLS

POPULATION TRENDS



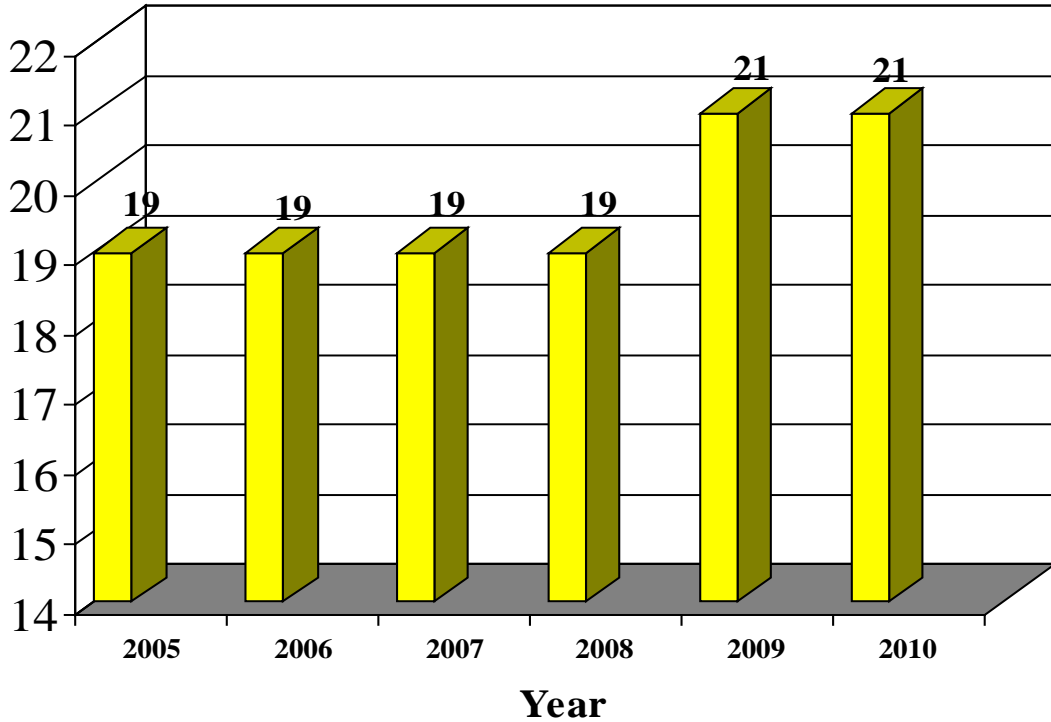
POLICE CALLS FOR SERVICE



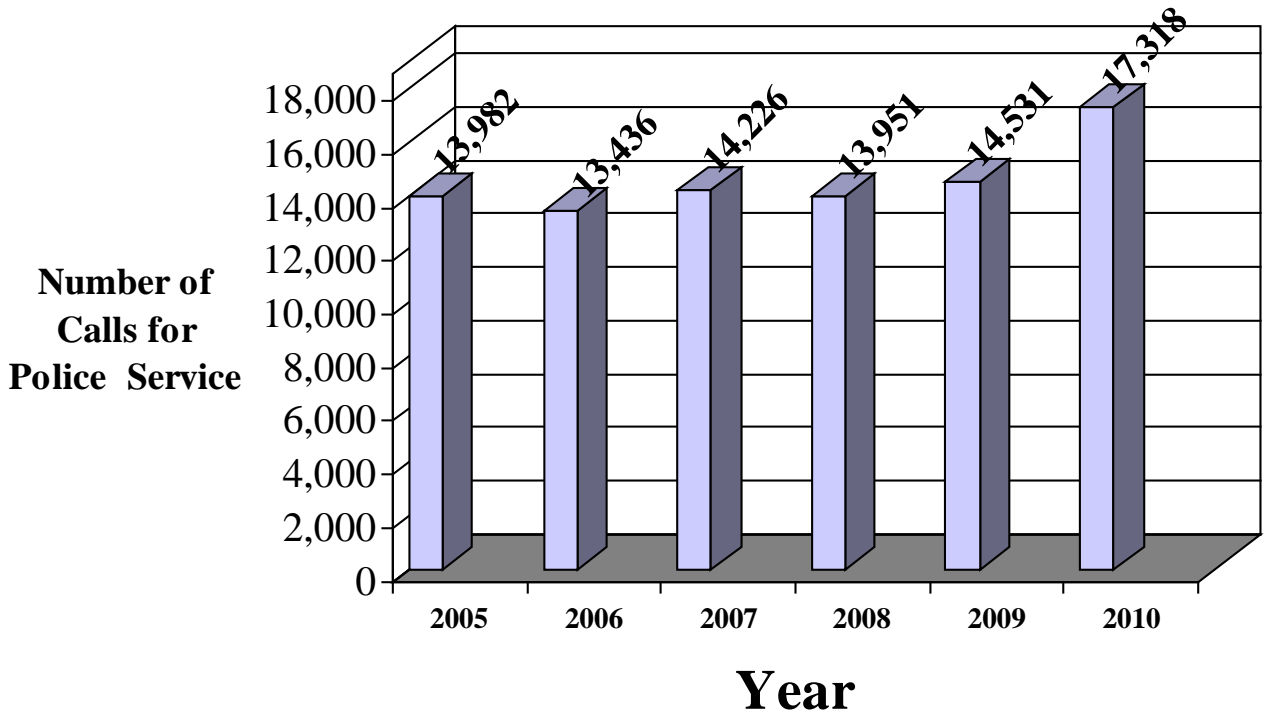


CALLS vs. OFFICERS

COMMISSIONED POLICE OFFICERS



CALLS FOR POLICE SERVICE





CALLS FOR POLICE SERVICE

CALLS FOR SERVICE BY MONTH

<u>Month</u>	<u>2005</u>	<u>2006</u>	<u>2007</u>	<u>2008</u>	<u>2009</u>	<u>2010</u>
January	1165	1158	990	1144	1368	1315
February	969	1037	1071	1176	1261	1171
March	1141	1151	1235	1145	1114	1281
April	1101	1009	1278	1164	1110	1426
May	1386	1264	1256	1287	1161	1511
June	1212	1099	1235	1229	1183	1471
July	1294	1209	1093	1229	1281	1738
August	1282	1138	1019	1138	1210	1500
September	1211	1131	1095	1146	1204	1437
October	1183	1209	1352	1087	1189	1370
November	908	1018	1225	1123	1182	1590
December	1130	1013	1377	1096	1268	1508
Totals	13,982	13,436	14,226	13,964	14,531	17,318
Diff. Prev. Yr.	- 5.3%	- 3.9%	+ 5.9%	- 1.8%	+ 4.1%	+ 19.2%

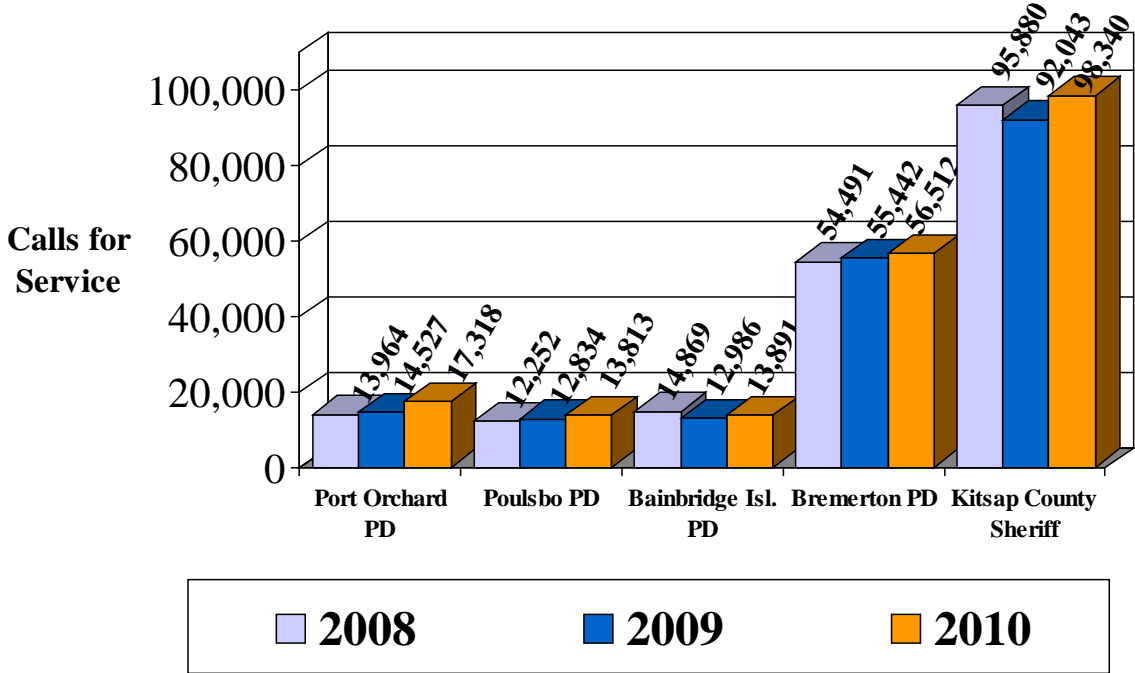
SELECTED CALLS FOR SERVICE

<u>CALL NATURE</u>	<u>'10</u>	<u>'09</u>	<u>CALL NATURE</u>	<u>'10</u>	<u>'09</u>	<u>CALL NATURE</u>	<u>'10</u>	<u>'09</u>
Abandoned Vehicles	23	15	Vehicle Impounds	4	2	Reckless Driving	205	201
Alarm Calls	301	326	Provide Information to Police	95	100	Recovery of Stolen Property	46	33
Animal Problems	96	121	Intoxicated Person	59	48	Repossessed Vehicle	47	36
Assaults	144	202	Keep the Peace	39	51	Rescue/Fire Dual Response	172	57
Assists to Outside Agencies	357	359	Kidnapping	1	1	Robbery	4	4
Boat Violations/Nav. Haz.	13	13	Liquor Violations	7	5	Runaway	25	35
Bomb Threats	0	2	Littering Complaint	11	11	Sex Offense	101	93
Burglaries	145	157	Lost Property	10	7	Shoplifting	62	63
Child Abuse/Neglect	80	79	Loud Party	53	55	Stabbing	1	3
Civil Problem	105	132	Malicious Mischief	162	166	Suicide/Suicidal Threats	74	71
Child Custody Disputes	43	43	Mental Investigation	21	13	Suspicious Activity	582	439
Death Calls	4	15	Miscellaneous Investigation	265	337	Theft	385	397
Drive-by Shooting	2	2	Missing Person	33	25	Threats	129	111
Driving Under the Influence	198	190	Vehicle Collision (non-injury)	334	422	Traffic Hazard	353	311
Domestic Violence	411	342	Vehicle Collision (injury)	173	50	Transports	60	50
Escape from Custody	2	1	Narcotics Complaint	101	88	Trespass	43	24
Fireworks	31	39	Noise Complaint	160	117	Unknown Problem	122	115
Found Property	57	63	Overdose	0	0	Unwanted Subject	81	70
Fraud	118	134	Open Door	26	27	Vehicle Theft	70	58
Follow-Up	1393	1305	Explosives	0	0	Verbal Dispute	82	17
Drowning	0	0	Parking Complaint	66	79	Water Rescue/Boat Fire	7	15
Graffiti	41	14	Patrol Check	198	263	Welfare Check	154	122
Gunshot Injury	3	3	Protection Order Violation	86	73	911 Hang-Up Calls	243	261
Gun Violation	46	44	Prowler	59	62	911 Hang-Up Calls (Wireless)	1164	---
Harassment	94	98	Pursuit	7	1	Warrants	317	389



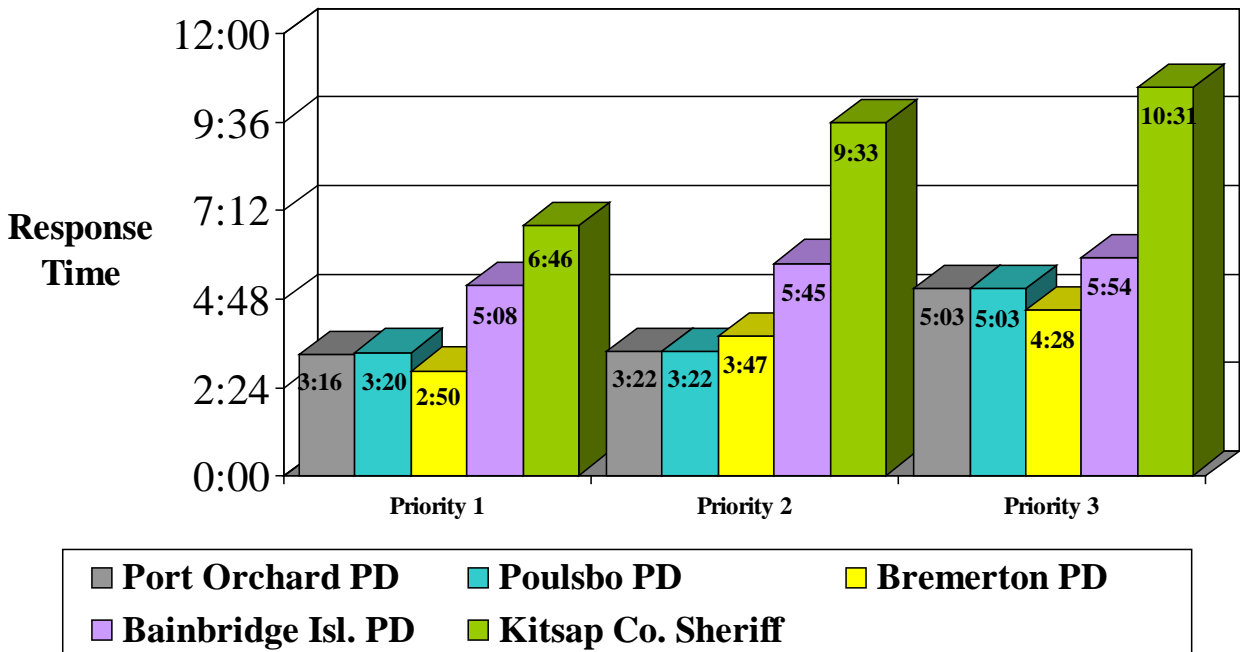
KITSAP AGENCIES COMPARED

LAW ENFORCEMENT ACTIVITY



RESPONSE TIME TO CALLS

12 MONTH AVERAGES

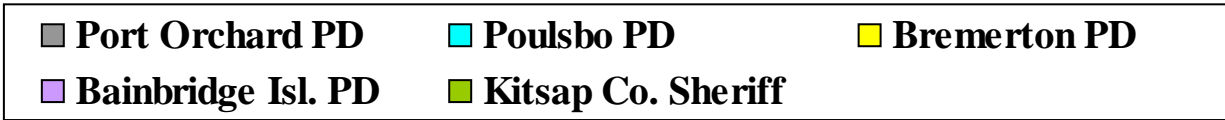
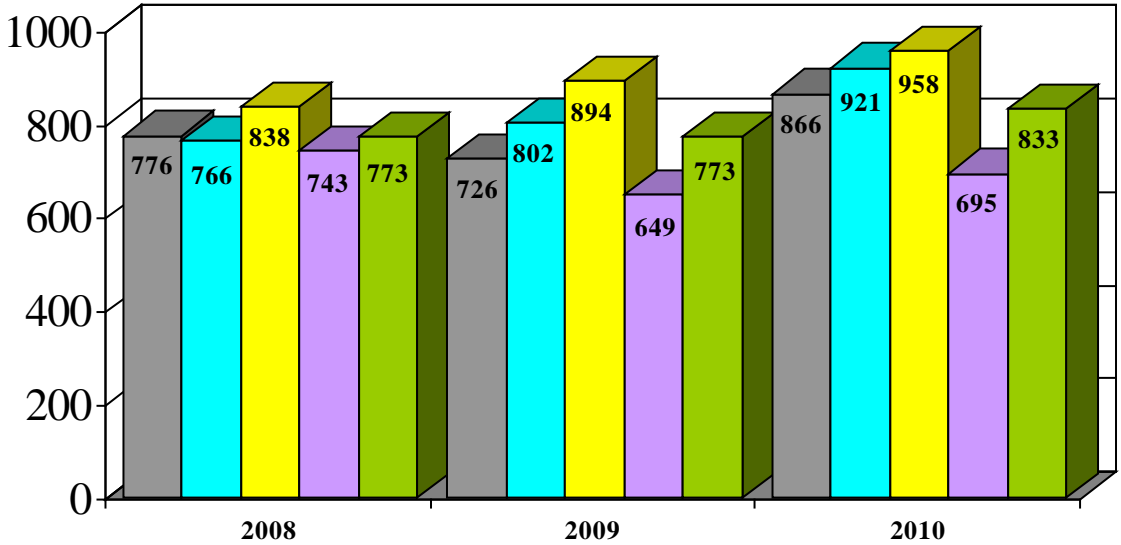




KITSAP AGENCIES COMPARED

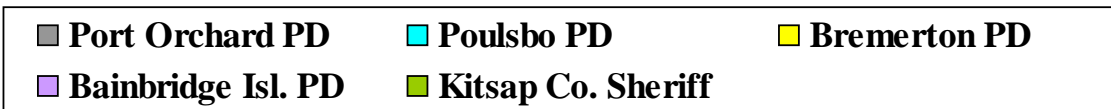
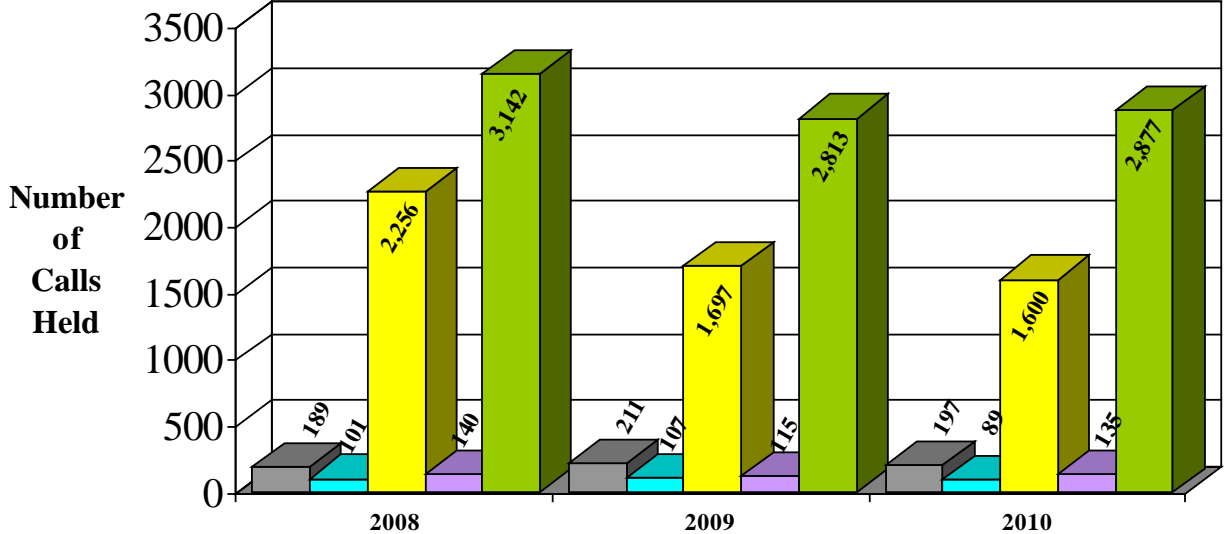
CALLS FOR SERVICE PER OFFICER

Annual Calls
Per Officer



HELD CALLS BY AGENCY

NUMBER OF CALLS NOT IMMEDIATELY DISPATCHED





SPECIALIZED UNIT STATISTICS

SCHOOL RESOURCE OFFICER ACTIVITY

	<u>2007</u>	<u>2008</u>	<u>2009</u>	<u>2010</u>
Crimes Against Persons:	31	25	19	42
Crimes Against Property:	60	68	29	38
Drug Violations:	10	12	6	8
Other Agency Assists:	7	4	14	6
Service Calls:	661	720	866	382

WESTNET NARCOTICS TASK FORCE ACTIVITY

	<u>2008</u>	<u>2009</u>	<u>2010</u>
Cases Initiated:	125	113	94
Total Arrests:	162	152	143
Warrant Services:	97	72	86
Narcotics Seized:			
Marijuana Grows	48	54	49
Marijuana (pounds)	127	69	49
Methamphetamine (grams)	1,138	1,989	4,338
Heroin (grams)	3,521	309	12
Cocaine (grams)	11	38	57
Club Drugs (tablets)	---	30,905	967
Methamphetamine Labs:	4	2	3
Methamphetamine Lab Dump Sites:	7	1	3

NARCOTICS CANINE ACTIVITY

Currency Seized:	\$20,302	Training Hours:	55 Hours
Paraphernalia Items Seized:	12	School Searches:	5
Marijuana Seized:	227 grams	Correction Facility Searches:	4
Methamphetamine Seized:	43 grams	Public Demonstrations:	6

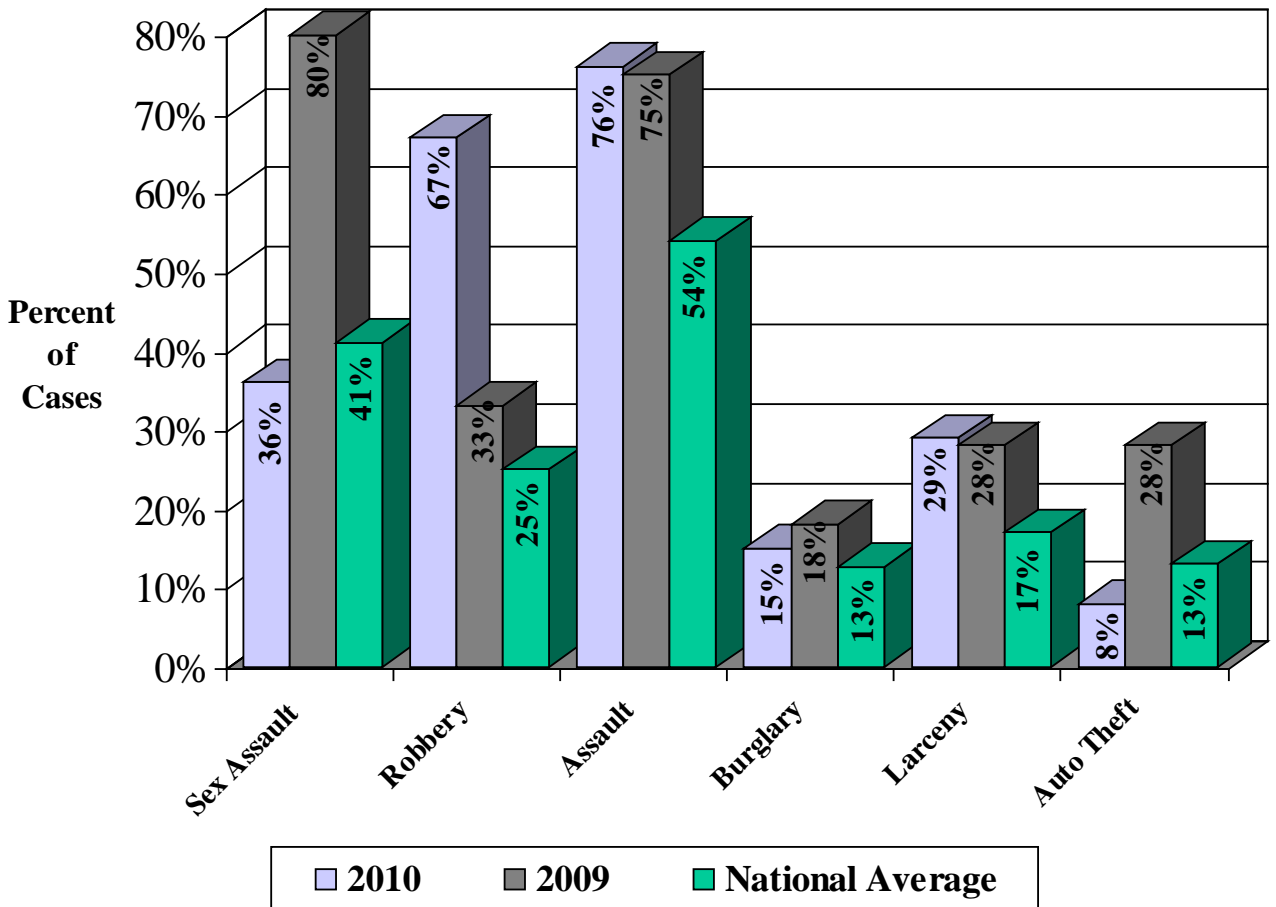


CRIME STATISTICS

INDEX CRIMES REPORTED

<u>Classification</u>	<u>2010</u>	<u>2009</u>	<u>Change</u>
Murder	0	0	-----
Sexual Assault	14	5	+ 180 %
Robbery	3	3	-----
Aggravated Assault	33	44	- 25 %
Burglary	102	113	- 10 %
Larceny/Theft	450	429	+ 5 %
Motor Vehicle Theft	38	18	+ 111 %
Arson	2	4	- 50 %
Violent Crime Total	50	52	- 4 %
Property Crime Total	592	564	+ 5 %

CLEARANCE RATE OF CRIMES REPORTED





CRIME STATISTICS

INDEX CRIMES REPORTED STATEWIDE

<u>Classification</u>	<u>2010</u>	<u>2009</u>	<u>Change</u>
Murder	154	187	- 17.6 %
Sexual Assault	2,499	2,495	+ .2 %
Robbery	5,876	6,662	- 11.8 %
Aggravated Assault	12,070	12,576	- 4 %
Burglary	54,421	52,379	+ 3.9 %
Larceny	166,485	167,152	- .4 %
Motor Vehicle Theft	25,282	23,277	+ 8.6 %
Arson	1,315	1,560	- 15.7 %
Violent Crime Total	20,599	21,920	- 6 %
Property Crime Total	247,503	244,368	+ 1.3 %

SELECTED MISDEMEANOR ARRESTS & CITATIONS BY OFFENSE

<u>OFFENSE</u>	<u>'10</u>	<u>'09</u>	<u>OFFENSE</u>	<u>'10</u>	<u>'09</u>
Animal Violations	8	8	Assault - Domestic Violence	46	55
Assault - Simple	44	51	Speeding	1160	812
Boating/Marine	45	5	Child Restraint	1	0
Weapons Violations	9	6	Trespass	29	23
Defective Vehicle Equipment	81	65	Disorderly Conduct/Threats	11	24
Drivers License Violations	156	64	DUI	82	94
Drug Related	88	106	Suspended License	605	408
Fail to Yield/Stop	103	89	False Information/Reporting	7	9
Hit and Run	22	16	Illegal use of Studded Tires	3	0
Improper Lane Change/Passing	15	26	No Valid Insurance	858	498
Fail to Obey Traffic Control Device	97	154	Lewd Conduct/Ind. Exposure	9	6
Improper/No Registration/Plates	423	249	Negligent/Reckless Driving	32	30
Minor in Possession/Supply to Minor	37	30	Littering	1	1
Malicious Mischief	26	14	Malicious Mischief - Domestic	8	5
Child Unattended in Vehicle	0	1	Misc. Unsafe Driving Practices	126	98
Open Alcohol Container	3	13	Obstruct Police Officer	12	14
Resisting Arrest	4	10	Seatbelt Violation	21	25
Public Disturbance/Fighting	17	26	Theft	137	87
Violation Protect/No Contact Order	30	27	Wrong Way on One Way	6	4
Parking Related	1	2	Stalking	2	0
Poss. Stolen Prop./Burglar Tools	5	3	Pass Bus with Stop Arm Out	0	1
Disrupt School Activities	0	2	Liquor License Violations	2	0
Violation of Ignition Interlock	19	-	Using wireless comm. while driving	41	-



CRIME STATISTICS

VIOLENT CRIME

FOR CITIES OVER 4,000 POPULATION

BASED UPON PART 1 CRIMES

<u>RANK</u>	<u>CITY</u> (previous years rank)	<u>VIOLENT CRIMES/1000 PEOPLE</u>	
		<u>2009</u>	<u>2010</u>
1	Shelton (5)	7.0	8.8
2	Tukwila (3)	9.1	8.5
3	Lakewood (1/2)	9.5	8.4
4	Tacoma (1/2)	9.5	8.3
5	Bremerton (6)	6.8	7.3
6	Burien (not listed)	5.2	7.2
7	Toppenish (8)	6.3	6.6
8	Spokane (9/10)	6.2	6.1
9	Centralia (not listed)	5.3	6.0
10	Yakima (9/10)	6.2	5.8
20	Port Orchard (22)	5.0	4.6

PROPERTY CRIME

FOR CITIES OVER 4,000 POPULATION

BASED UPON PART 1 CRIMES

<u>RANK</u>	<u>CITY</u> (previous years rank)	<u>PROPERTY CRIMES/1000 PEOPLE</u>	
		<u>2009</u>	<u>2010</u>
1	Tukwila (1)	180.4	161.4
2	Burlington (2)	131.5	126.5
3	Union Gap (3)	112.3	125.8
4	Chehalis (5)	79.6	99.8
5	Shelton (4)	94.0	95.2
6	Moses Lake (6)	79.0	77.9
7	Ephrata (not listed)	74.8	76.1
8	Everett (not listed)	67.3	74.0
9	Spokane (not listed)	64.4	72.9
10	Fife (8)	77.7	72.5
32	Port Orchard (29)	54.2	54.3



QUALITY SERVICE AUDIT

A RANDOM SURVEY OF CITIZENS WITH DOCUMENTED CONTACTS WITH POLICE

	<u>YES</u>	<u>NO</u>
>WAS THE OFFICER PROMPT?	98%	2%
>WHEN THE OFFICER ARRIVED, DID THE OFFICER DEMONSTRATE A GENUINE INTEREST IN YOUR PROBLEM?	98%	2%
>DID THE OFFICER TREAT YOU WITH COURTESY AND RESPECT?	98%	2%
>DID THE OFFICER ACT IN A PROFESSIONAL MANNER?	100%	0%
>WAS THE OFFICER THOROUGH WITH THE INVESTIGATION?	98%	2%
>DID THE OFFICER ADEQUATELY EXPLAIN YOUR RIGHTS AND RESPONSIBILITIES?	98%	2%
>DID YOU FEEL COMFORTABLE TALKING TO THE OFFICER?	98%	2%
>DID YOU FEEL THE OFFICER WAS SUPPORTIVE OF YOU?	98%	2%
>IF FOLLOW-UP WAS NECESSARY, WAS THE OFFICER READILY AVAILABLE?	45%	55%
>OVERALL, DID YOU FEEL SATISFIED WITH THE OFFICER'S PERFORMANCE OF DUTY?	98%	2%



Port Orchard Police Detective Jerry Martin recently received the "Lifetime Achievement Award" from the American Society of Industrial Security.

(left: Det. Martin receiving the award; right: Det. Martin with Commander Geoff Marti and Chief Al Townsend)



QUALITY SERVICE AUDIT

A RANDOM SURVEY OF CITIZENS WITH DOCUMENTED CONTACTS WITH POLICE

SUPPLEMENTAL SURVEY DATA

	<u>YES</u>	<u>NO</u>
>I FEEL SAFE IN MY HOME	84%	16%
>I FEEL SAFE WALKING ALONE IN MY NEIGHBORHOOD	81%	19%
>I FEEL SAFE WALKING WITH OTHERS IN MY NEIGHBORHOOD	91%	19%
>POLICE PRESENCE IN MY NEIGHBORHOOD IS APPROPRIATE FOR THE NEED	79%	21%

TRAFFIC ENFORCEMENT IN PORT ORCHARD MEETS THE NEEDS OF THE COMMUNITY

SA: 31% A: 37% U: 23% D: 2% SD: 7%

THE PORT ORCHARD POLICE DEPARTMENT IS PROVIDING THE APPROPRIATE AMOUNT OF PATROLLING ON FOOT

SA: 18% A: 29% U: 38% D: 11% SD: 4%

THE PORT ORCHARD POLICE DEPARTMENT TREATS PEOPLE WITH RESPECT

SA: 43% A: 43% U: 11% D: 2% SD: 1%

THE PORT ORCHARD POLICE DEPARTMENT RESPONDS TO EMERGENCY CALLS IN A TIMELY MANNER

SA: 41% A: 42% U: 15% D: 1% SD: 1%

THE PORT ORCHARD POLICE DEPARTMENT DOES ITS JOB WELL

SA: 36% A: 48% U: 15% D: 0% SD: 1%

KEY: SA = STRONGLY AGREE; A = AGREE; U = NO STRONG FEELINGS EITHER WAY;
D = DISAGREE; SD = STRONGLY DISAGREE



DEPARTMENT PERSONNEL

"OUR MOST VALUABLE RESOURCE"

Chief of Police	<u>Joined</u>
Alan L. Townsend	12/14/99
Police Commander	
Geoffrey C. Marti	03/17/08
Police Sergeant	
Dale Schuster	09/26/85
Jason Glantz	08/28/95
Trey Holden	03/19/01
Police Officer	
Jerry Jensen	06/02/80
Ron Patterson	(07/23/73)* 12/15/80
E. Jerry Martin	11/02/84
Robert MacFann	10/01/98
Elizabeth Deatherage	04/20/99
Erik Wofford	09/07/00
Randy Ernst	09/21/03
Marvin McKinney	10/27/04
Jimmie Foster	02/21/06
George Counselman	04/10/06
David Walker	08/31/06
Charles Schandel	11/03/06
David Humphrey	06/16/08
Andrew Brandon	11/29/08
Steve Morrison	03/03/09
Donna Main	09/28/09
William Schaibly	05/15/11
Support Staff	
Cyndi Circelli	05/04/00
Valarie Francom	10/21/02
Holly Lindberry	06/04/07
Public Service Officer	
James Haner	04/28/01
Maureen Wheeler	09/11/06
Melinda Lohre	07/02/07
Reserve Officer	
Bruce Baillie	05/25/91
Cliff Higashi	10/27/06
Brady Hagar	02/11/11
Kory Batterman	02/11/11
Gregory Rivera	04/01/11
Nathan Lynch	04/23/11

* Indicates date started with the city in another department.