

2007



**PORT ORCHARD
POLICE DEPARTMENT**

ANNUAL REPORT

CITY OF PORT ORCHARD
POLICE DEPARTMENT

ALAN L. TOWNSEND, CHIEF OF POLICE

Mayor Coppola, City Council Members, Community Members:

I am pleased to present to you the 2007 Port Orchard Police Department Annual Report.

While we have seen a significant increase in aggravated assaults in 2007, I'm actually not concerned for the future over these numbers. We can pinpoint the problem to one downtown city block and the rest of our violent crimes have seen double digit declines for the year. This means that the problem was isolated to one area. And thanks to the renewed commitment towards public safety by Mayor Coppola and our City Council, I'm pleased to report that we have seen record declines in these assaults in the first quarter of 2008.

There is a great deal of evidence to prove that strong public safety supports economic development and economic development supports reductions in crime. This renewed interest in economic vitality and public safety has already proven to make a difference in our community.

I'm pleased to report that we have seen significant reductions in the crimes reported in our schools. South Kitsap High School and Cedar Heights Junior High are like small cities of their own, and these reductions prove that students are able to focus on learning rather than fearing crime. We can thank the partnership between our department and the South Kitsap School District for progress in this area.

Our citizen satisfaction survey shows we rate an A or A+ on nearly every category that we track. That speaks highly of the level of service we provide our citizens and about the quality of people that work at the Port Orchard Police Department. Along the lines of service, we continue to consistently provide some of the lowest response times to police calls for service in the county. Often our response times are one half or even one third of what unincorporated Kitsap County experiences.

Property crimes in Port Orchard remain very low for a second year. In 2007, we ranked 53rd in cities over 4,000 population for property crimes. We were very pleased to see significant decreases in auto theft and in burglaries. Even more exciting are the clearance rates for violent crimes which far exceed national averages and in most cases we meet or exceed national averages in clearing property crimes as well. This again speaks volumes for the dedication and training of your Port Orchard Police Officers and support staff.

As you can tell I am extremely proud to work with such a fine group of women and men. These members of our community come to work with an attitude that this isn't just a job, this is their career and they are very proud to provide the best service possible to our citizens and visitors.

It is my commitment to all of you that we will continue to provide the highest level of service and will continue to work hard to find ways to provide even better service and a safer community while being prudent with your tax dollars.

On behalf of the women and men of your police department, we look forward to a successful 2008.

Sincerely,

Alan L. Townsend

Alan L. Townsend
Chief of Police



MISSION STATEMENT

DEPARTMENT MISSION

The mission of the Port Orchard Police Department is to work in partnership with the community to protect life and property and to enhance the quality of life in our city through proactive problem solving, fair and equitable law enforcement, and the effective use of resources.

DEPARTMENT VALUES

- Our employees are our most valued resource. We value each employee's contribution to the effectiveness of our organization and their participation in the decision making process. We strive to provide opportunities for individual achievement, personal growth, professional development, and recognition of our employees.
- We are committed to a standard of excellence in our profession. We pursue the highest levels of achievement, professionalism, and quality in the services we provide to our community.
- We strive to maintain the highest levels of integrity, ethics, and morals by adhering to the high standards established in the Police Officers Code of Ethics and the foundations established in the Constitution and the laws of the United States and the State of Washington.
- We are committed to the concept of teamwork. We create positive working relationships through community based problem solving, respect toward citizens and coworkers, unity of purpose, and mutual ownership in our department and the services we provide.
- We value the sanctity of life and the equitable treatment of all people.
- We value working with our citizens to solve community based problems.
- We serve with pride within ourselves and the community that we serve.

DEPARTMENT OBJECTIVES

- Identify Opportunities
- Imagine the Possibilities
- Align Partners
- Empower Employees
- Think, Act, Move as One
- Engage the Community
- Fulfill the Promise
- Map the Future



ORGANIZATIONAL CHART

Chief of Police

Police
Commander

First Shift
Sergeant

Detective –
Technical
Investigations

Detective –
WestNet

School Resource
Officer

First Shift
Officer 1

First Shift
Officer 2

First Shift
Officer 3

Court Security
Officer (PT)

Parking Control
Officer (PT) 1

Parking Control
Officer (PT) 2

Second Shift
Sergeant

Detective –
Technical
Investigations

Second Shift
Officer 1

Second Shift
Officer 2

Second Shift
Officer 3

Reserve Officers

Third Shift
Sergeant

Third Shift
Officer 1

Third Shift
Officer 2

Third Shift
Officer 3

Third Shift
Officer 4

Records &
Evidence
Manager

Records &
Evidence
Specialist (FT)

Records &
Evidence
Specialist (PT)

Civilian
Volunteers

Internships



DEPARTMENT DIVISIONS

ADMINISTRATIVE DIVISION

Chief of Police

Media Relations

Professional Standards

Grant Administration

SUPPORT DIVISION

Records /
Service Desk

Education and
Training

Evidence

Crime Analysis

Volunteer Program

Property / Supply

Reserve Program

Crime Prevention

Emergency
Management

Court
Security

OPERATIONS DIVISION

Community Policing

Narcotics

Bicycle Patrol

Marine Patrol

Liquor and Vice

Traffic Enforcement

K-9 Operations

SRO Program

Technical
Investigations

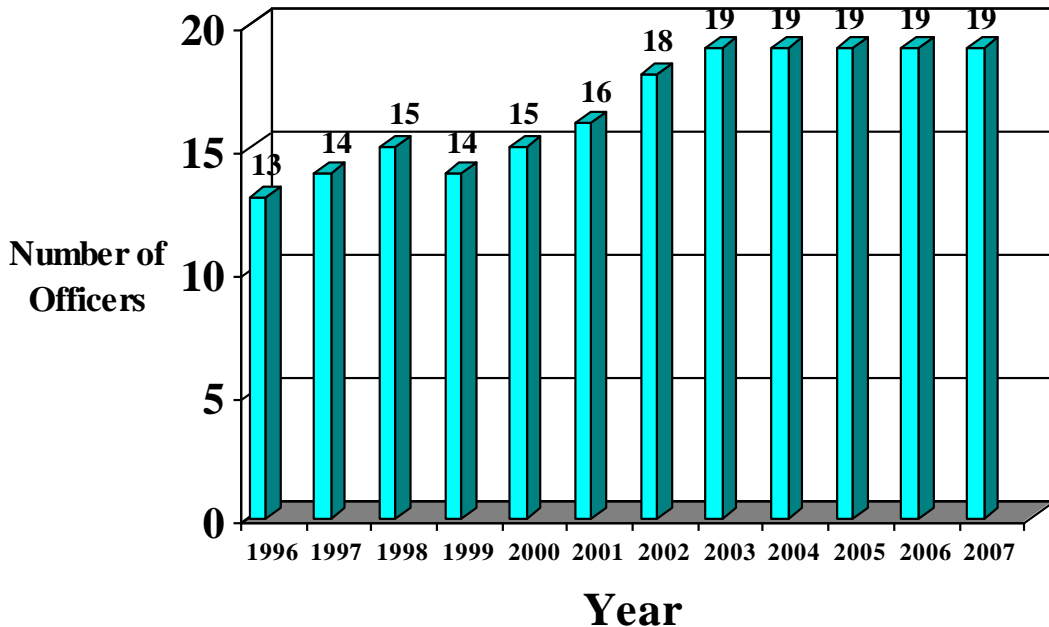
Parking
Control



PERSONNEL STATISTICS

ALLOCATION OF PERSONNEL

<u>Personnel</u>	<u>Admin.</u>	<u>Support</u>	<u>Operations</u>	<u>Total</u>
Chief of Police	1.00	---	---	1.00
Police Commander	---	1.00	---	1.00
Sergeant	---	---	3.00	3.00
Detective	---	---	3.00	3.00
Police Officer	---	---	11.00	11.00
Records/Evidence Mgr.	---	1.00	---	1.00
Records/Evidence Spec.	---	1.50	---	1.50
Public Service Officer	---	.50	1.00	1.50

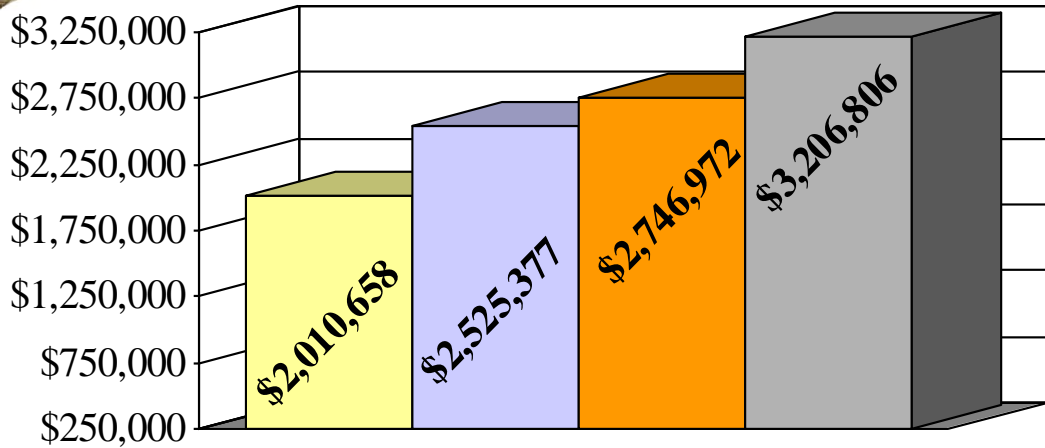


SALARY SCHEDULE

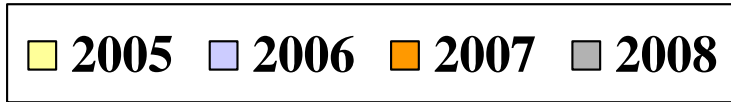
	<u>Annual Minimum</u>	<u>Annual Maximum</u>
Chief of Police	\$ 66,973	\$109,408
Police Commander	\$ 88,150	\$ 97,427
Police Sergeant	\$ 64,735	\$ 71,710
Police Officer	\$ 49,859	\$ 61,699
Recruit Officer	---	\$ 44,907
Records/Evidence Manager	\$ 41,420	\$ 50,871
Records/Evidence Specialist	\$ 33,390	\$ 42,389
PSO – Court Security (PT)	\$ 21,882	\$ 26,135
PSO – Parking Control (PT)	\$ 17,690	\$ 20,696



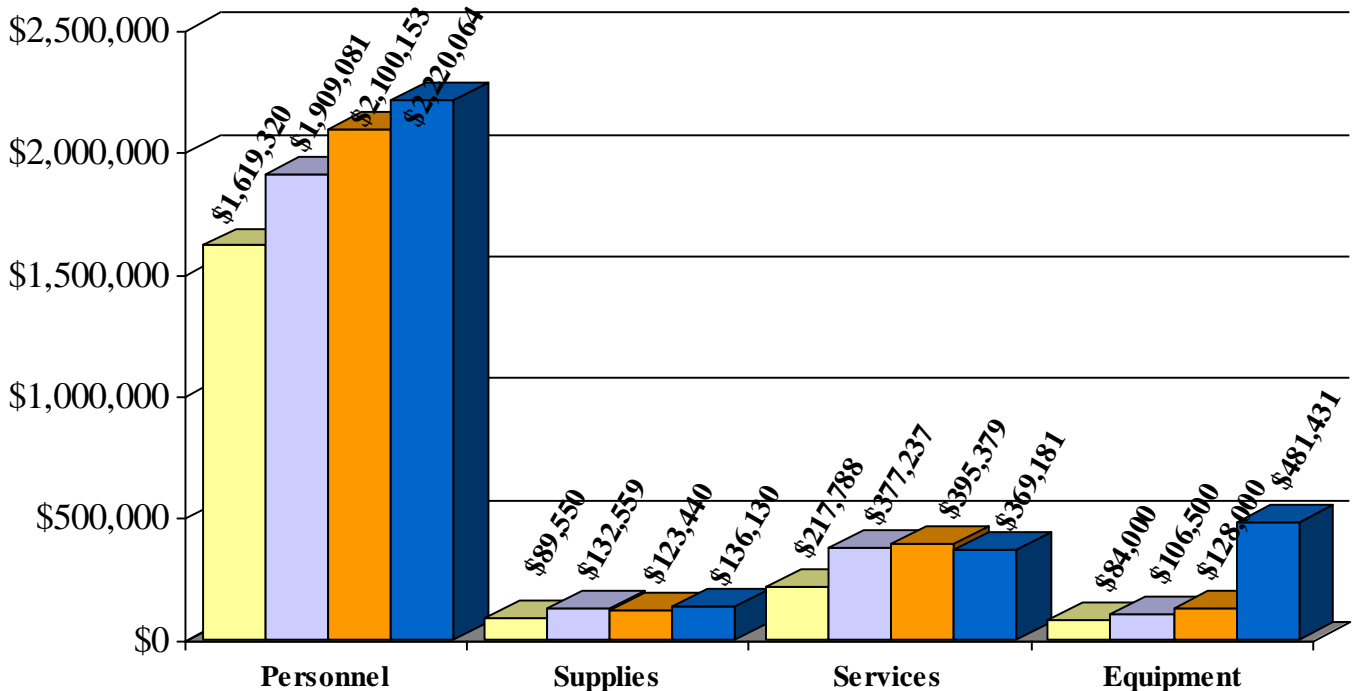
OPERATING BUDGET



***2006 includes transfer of parking enforcement and court security to police budget.



BUDGET DISTRIBUTION



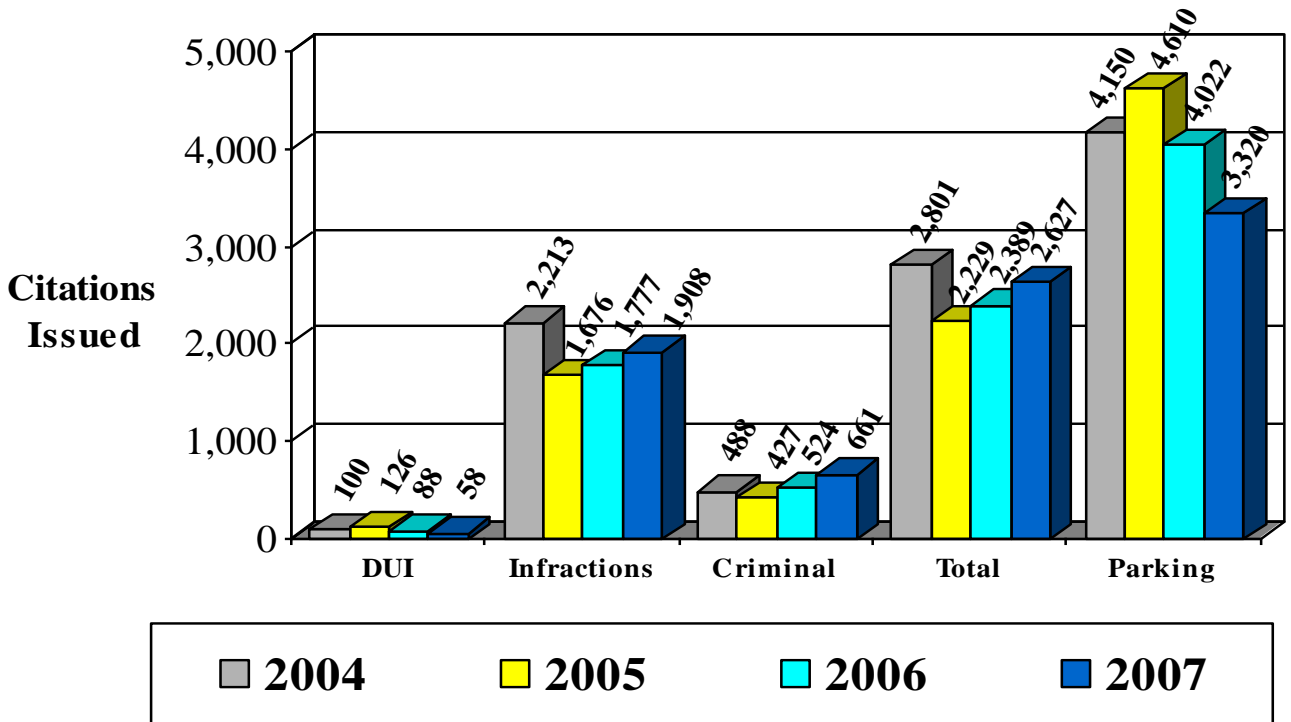
***2006 includes transfer of parking enforcement and court security to police budget.



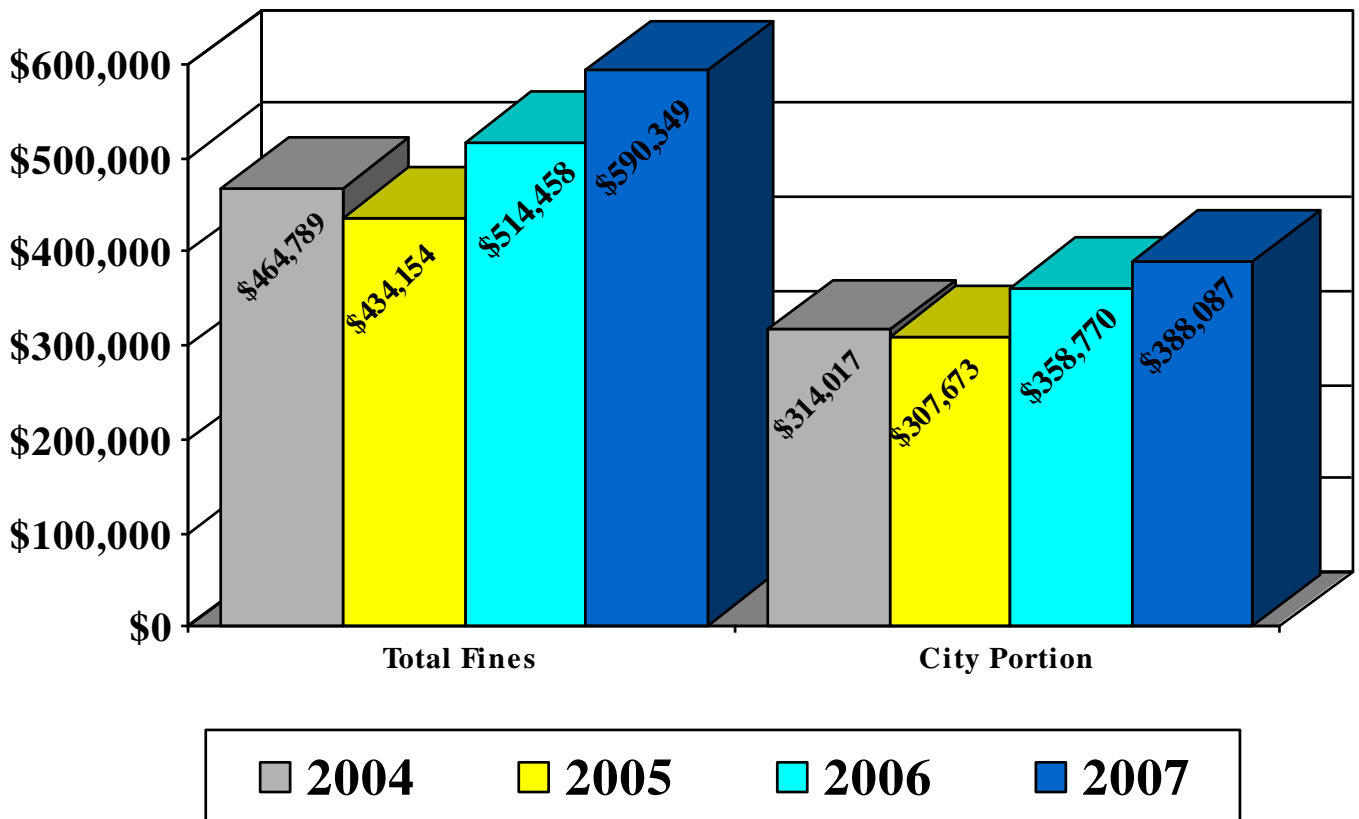


MUNICIPAL COURT FILINGS

CITATIONS FILED IN MUNICIPAL COURT



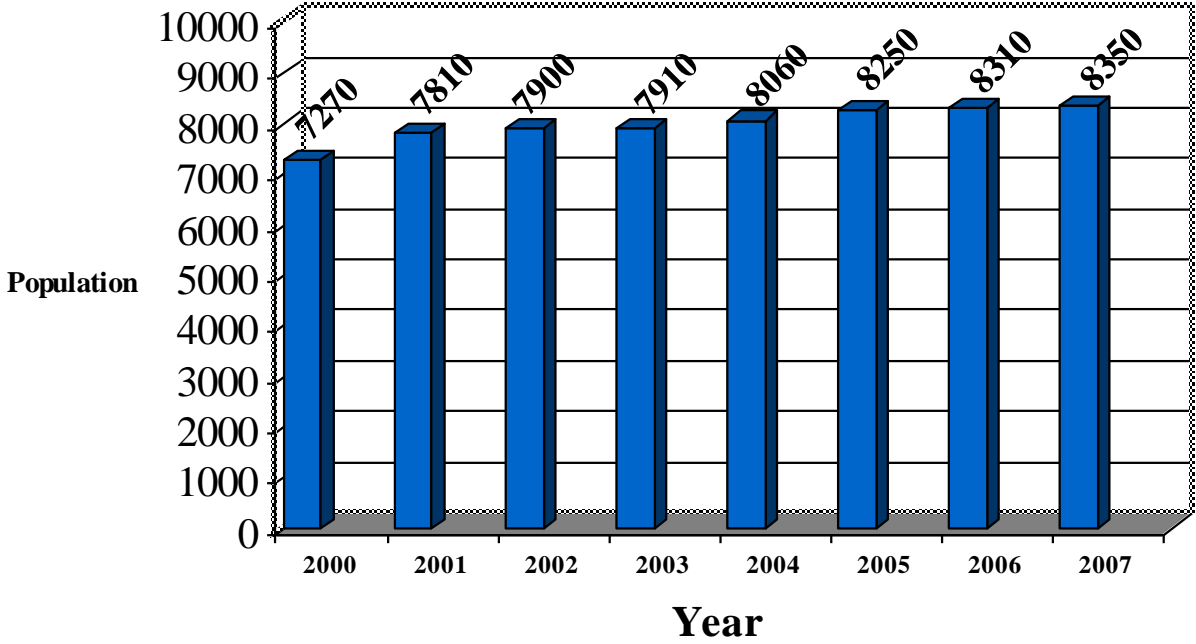
FINES IMPOSED



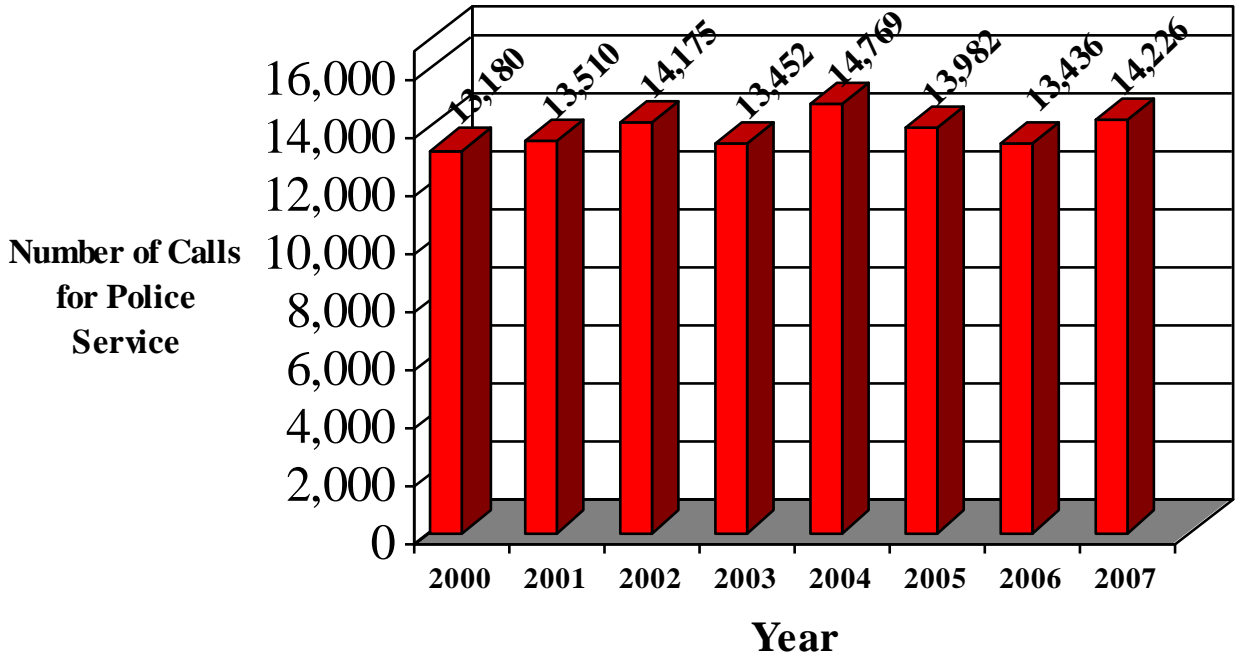


POPULATION vs. POLICE CALLS

POPULATION TRENDS



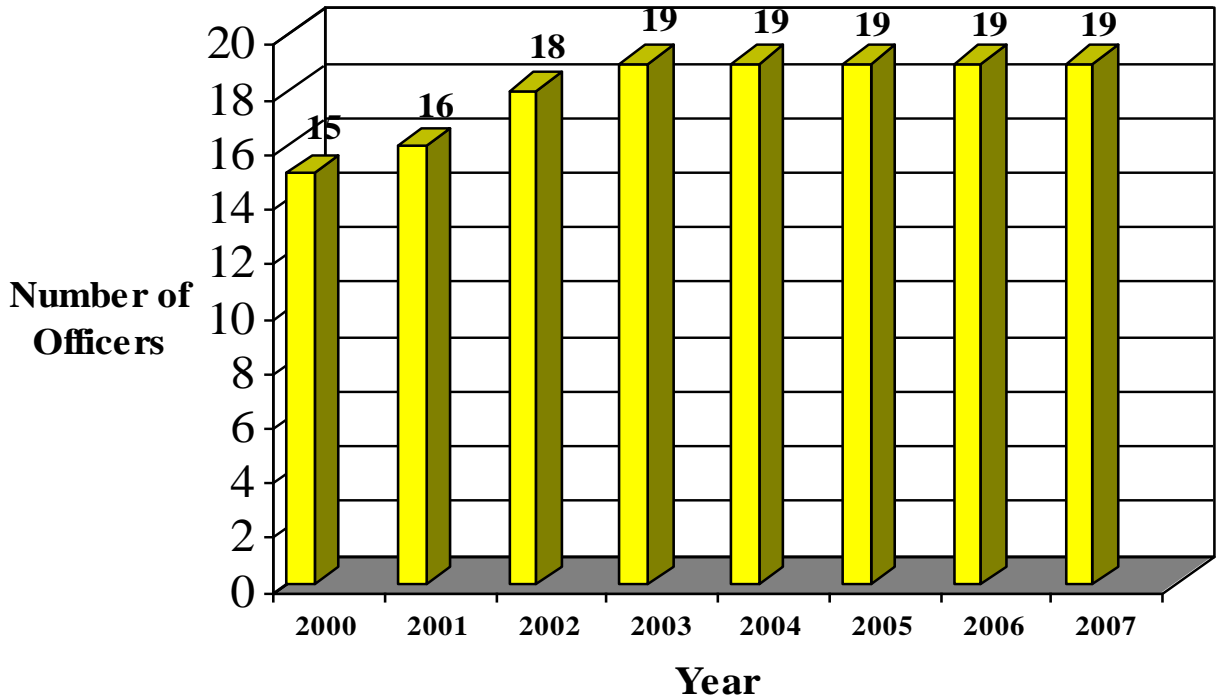
POLICE CALLS FOR SERVICE



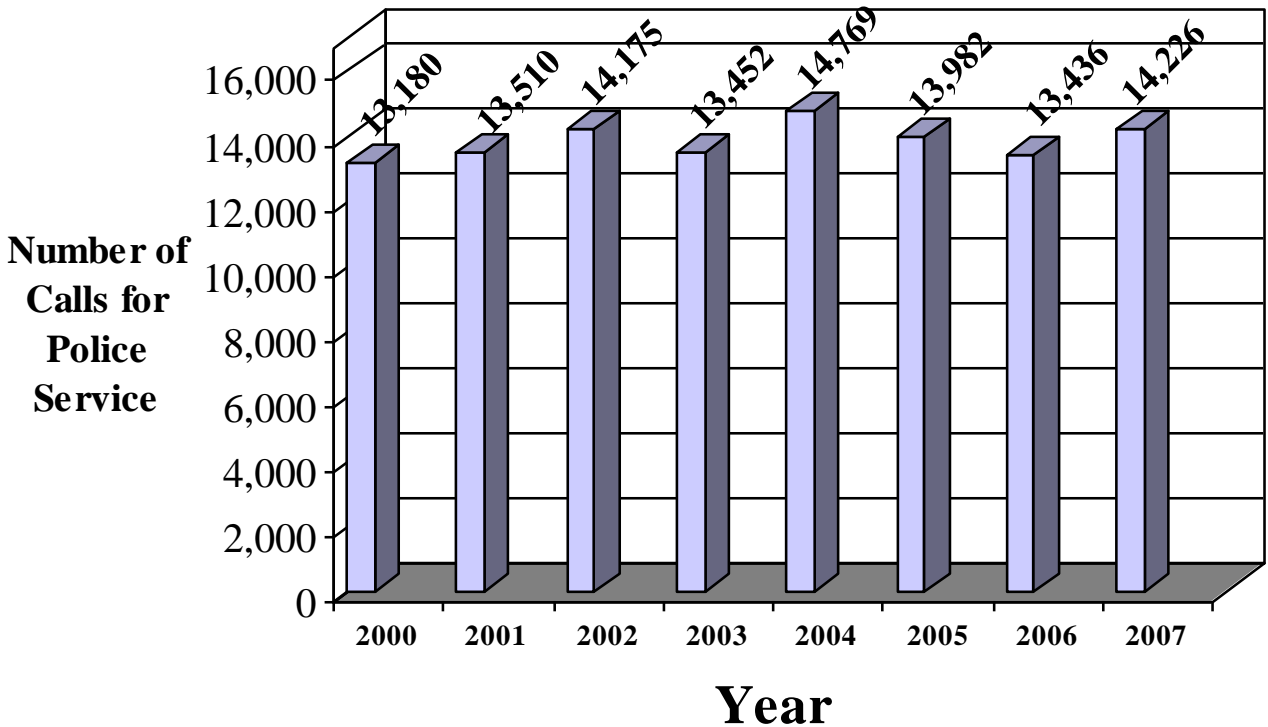


CALLS vs. OFFICERS

COMMISSIONED POLICE OFFICERS



CALLS FOR POLICE SERVICE





CALLS FOR POLICE SERVICE

CALLS FOR SERVICE BY MONTH

<u>Month</u>	<u>2002</u>	<u>2003</u>	<u>2004</u>	<u>2005</u>	<u>2006</u>	<u>2007</u>
January	1201	1110	1162	1165	1158	990
February	1099	939	1043	969	1037	1071
March	1219	1136	1241	1141	1151	1235
April	1040	1035	1270	1101	1009	1278
May	1275	1248	1262	1386	1264	1256
June	1239	1216	1333	1212	1099	1235
July	1291	1322	1312	1294	1209	1093
August	1313	1165	1197	1282	1138	1019
September	1236	1151	1212	1211	1131	1095
October	1127	1091	1318	1183	1209	1352
November	1109	949	1166	908	1018	1225
December	1026	1090	1253	1130	1013	1377
Totals	14,175	13,452	14,769	13,982	13,436	14,226
Diff. Prev. Yr.	+ 4.9%	- 5.1%	+ 9.8%	- 5.3%	- 3.9%	+ 5.9%

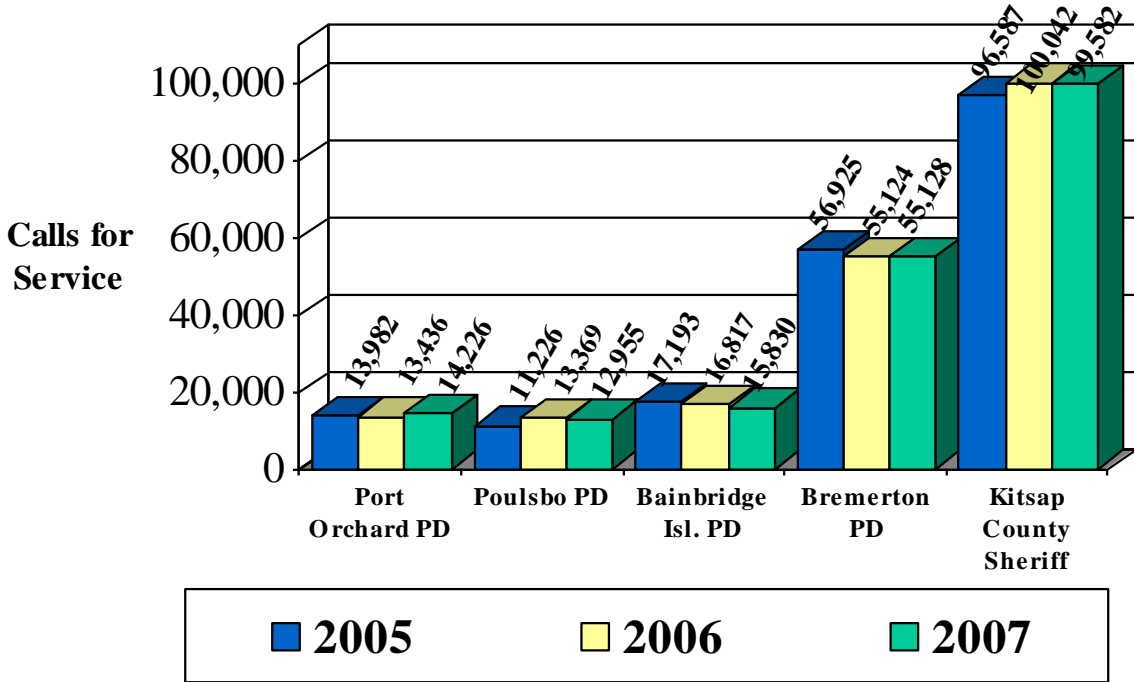
SELECTED CALLS FOR SERVICE

<u>CALL NATURE</u>	<u>'06</u>	<u>'07</u>	<u>CALL NATURE</u>	<u>'06</u>	<u>'07</u>	<u>CALL NATURE</u>	<u>'06</u>	<u>'07</u>
Abandoned Vehicles	41	25	Vehicle Impounds	10	2	Reckless Driving	220	220
Alarm Calls	267	350	Provide Information to Police	90	69	Recovery of Stolen Property	47	48
Animal Problems	76	85	Intoxicated Person	71	69	Repossessed Vehicle	30	27
Assaults	268	249	Keep the Peace	44	37	Rescue/Fire Dual Response	243	0
Assists to Outside Agencies	273	249	Kidnapping	1	1	Robbery	7	2
Boat Violations/Nav. Haz.	16	9	Liquor Violations	27	15	Runaway	61	38
Bomb Threats	1	7	Littering Complaint	18	13	Sex Offense	69	70
Burglaries	107	115	Lost Property	28	11	Shoplifting	10	15
Child Abuse/Neglect	103	90	Loud Party	51	43	Stabbing	4	1
Civil Problem	128	126	Malicious Mischief	232	212	Suicide/Suicidal Threats	58	54
Child Custody Disputes	25	37	Mental Investigation	10	14	Suspicious Activity	475	442
Death Calls	10	6	Miscellaneous Investigation	185	383	Theft	356	356
Drive-by Shooting	1	0	Missing Person	28	31	Threats	126	104
Driving Under the Influence	169	153	Vehicle Collision (non-injury)	411	330	Traffic Hazard	362	326
Domestic Violence	347	291	Vehicle Collision (injury)	99	170	Transports	92	89
Escape from Custody	1	7	Narcotics Complaint	79	77	Trespass	36	28
Fireworks	66	47	Noise Complaint	130	141	Unknown Problem	83	110
Found Property	141	50	Overdose	0	0	Unwanted Subject	139	130
Fraud	164	150	Open Door	35	22	Vehicle Theft	89	88
Follow-Up	1032	1069	Explosives	5	0	Verbal Dispute	101	90
Drowning	0	0	Parking Complaint	76	53	Water Rescue/Boat Fire	9	11
Graffiti	20	27	Patrol Check	99	620	Welfare Check	141	120
Gunshot Injury	0	2	Protection Order Violation	121	77	911 Hang-Up Calls	401	355
Gun Violation	37	29	Prowler	61	68	Warrants	412	339
Harassment	113	110	Pursuit	8	7			



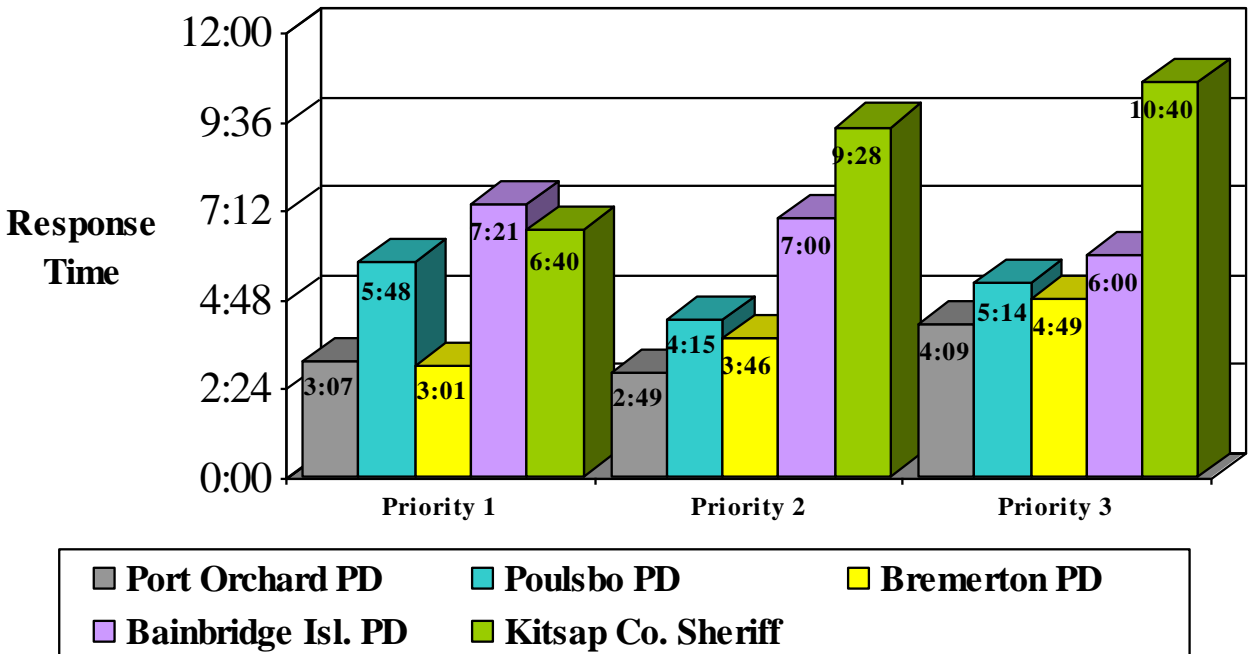
KITSAP AGENCIES COMPARED

LAW ENFORCEMENT ACTIVITY



RESPONSE TIME TO CALLS

AS OF 12/31/07

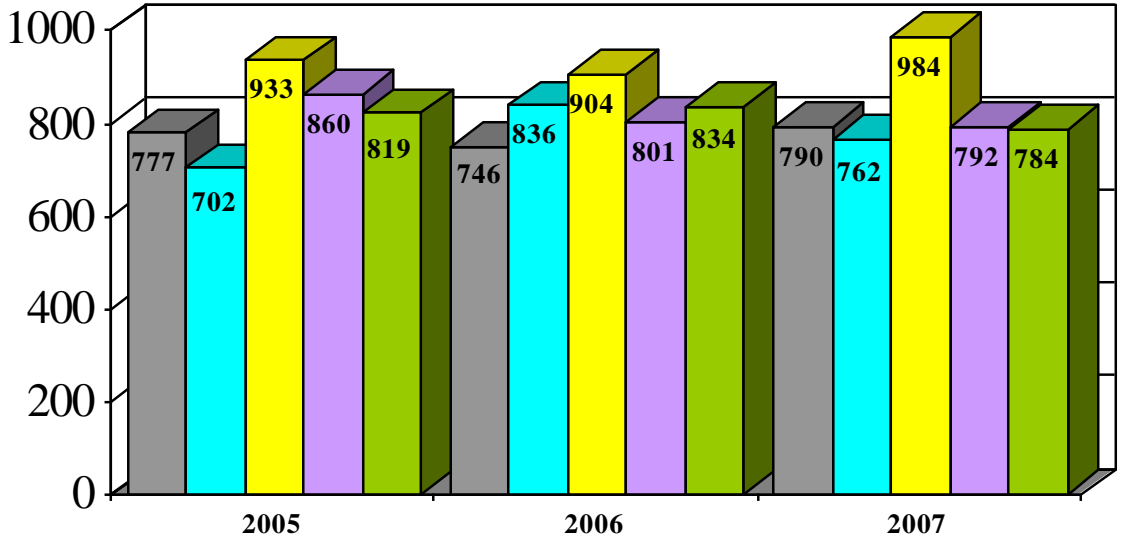




KITSAP AGENCIES COMPARED

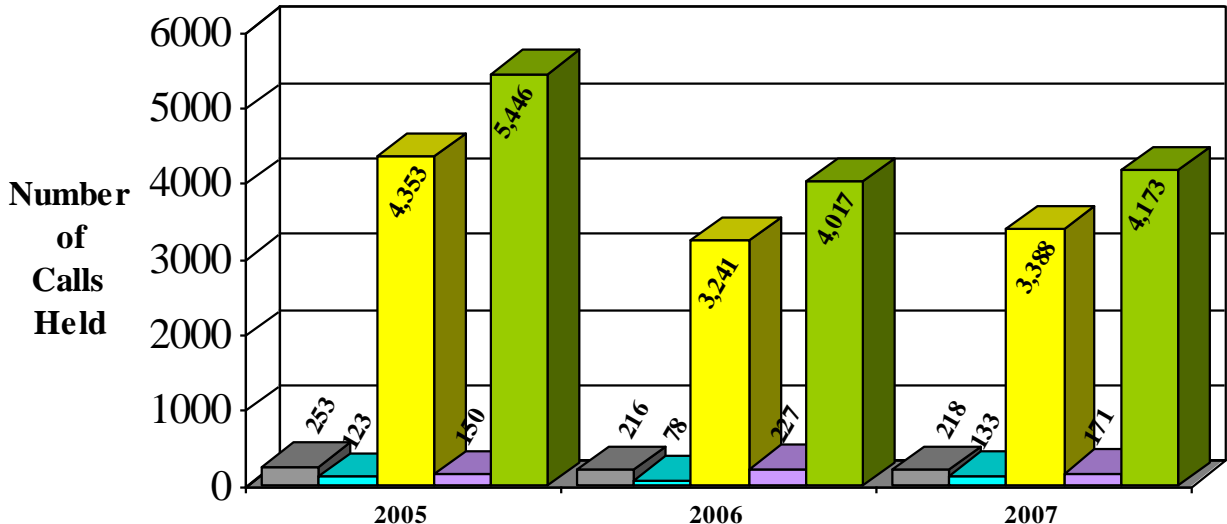
CALLS FOR SERVICE PER OFFICER

Annual Calls
Per Officer



HELD CALLS BY AGENCY

NUMBER OF CALLS NOT IMMEDIATELY DISPATCHED





SPECIALIZED UNIT STATISTICS

SCHOOL RESOURCE OFFICER ACTIVITY

	<u>2004</u>	<u>2005</u>	<u>2006</u>	<u>2007</u>
Crimes Against Persons:	61	62	37	31
Crimes Against Property:	49	39	85	60
Drug Violations:	12	24	11	10
Other Agency Assists:	46	12	8	7
Service Calls:	164	260	271	661

WESTNET NARCOTICS TASK FORCE ACTIVITY

		<u>2006</u>	<u>2007</u>
Cases Initiated:		133	116
Total Arrests:		222	233
Warrant Services:		107	115
Narcotics Seized:	Marijuana Grows	42	33
	Marijuana (pounds)	159	69
	Methamphetamine (grams)	3200	2,104
	Heroin (grams)	902	1,230
	Cocaine (grams)	698	228,141
Methamphetamine Labs:		2	6
Methamphetamine Lab Dump Sites:		14	2

NARCOTICS CANINE ACTIVITY

Currency Seized:	\$32,068	Training Hours:	50 Hours
Paraphernalia Items Seized:	23	School Searches:	0
Marijuana Seized:	734 grams	Correction Facility Searches:	2
Methamphetamine Seized:	20 grams	Public Demonstrations:	4
Heroin Seized:	2 grams		

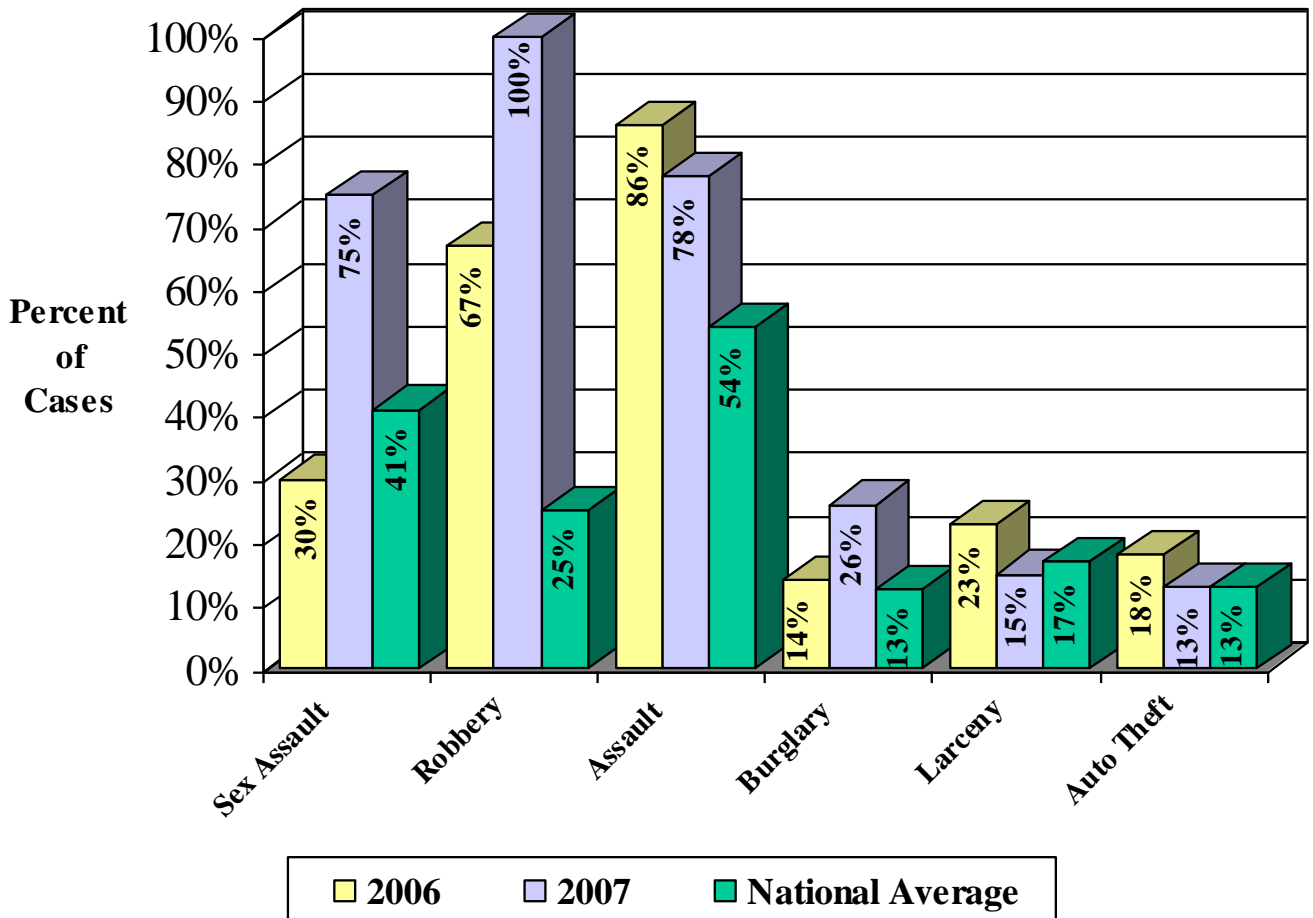


CRIME STATISTICS

INDEX CRIMES REPORTED

<u>Classification</u>	<u>2006</u>	<u>2007</u>	<u>Change</u>
Murder	0	0	-----
Sexual Assault	17	12	- 29 %
Robbery	3	1	- 67 %
Aggravated Assault	50	67	+ 34 %
Burglary	81	70	- 14 %
Larceny/Theft	260	280	+ 8 %
Motor Vehicle Theft	52	30	- 42 %
Arson	9	2	- 78 %
Violent Crime Total	70	80	+ 14 %
Property Crime Total	402	382	- 5 %

CLEARANCE RATE OF CRIMES REPORTED





CRIME STATISTICS

INDEX CRIMES REPORTED STATEWIDE

<u>Classification</u>	<u>2006</u>	<u>2007</u>	<u>Change</u>
Murder	188	172	- 8.5 %
Sexual Assault	2,672	2,540	- 4.9 %
Robbery	6,354	6,007	- 5.5 %
Aggravated Assault	12,628	12,636	+ 0.1 %
Burglary	57,338	51,685	- 9.9 %
Larceny	180,121	168,197	- 6.6 %
Motor Vehicle Theft	44,967	36,783	- 18.2 %
Arson	2,079	1,862	- 10.4 %
Violent Crime Total	21,842	21,355	- 2.2 %
Property Crime Total	284,505	258,527	- 9.1 %

SELECTED MISDEMEANOR ARRESTS & CITATIONS BY OFFENSE

<u>OFFENSE</u>	<u>'06</u>	<u>'07</u>	<u>OFFENSE</u>	<u>'06</u>	<u>'07</u>
Animal Violations	3	14	Assault - Domestic Violence	45	41
Assault - Simple	40	35	Speeding	1,066	1,005
Boating/Marine	1	1	Child Restraint	4	2
Weapons Violations	5	6	Trespass	13	15
Defective Vehicle Equipment	31	79	Disorderly Conduct/Threats	21	36
Drivers License Violations	84	95	DUI	89	58
Drug Related	79	82	Suspended License	214	377
Fail to Yield/Stop	66	187	False Information/Reporting	5	7
Hit and Run	19	11	Illegal use of Studded Tires	0	5
Improper Lane Change/Passing	68	29	No Valid Insurance	337	401
Fail to Obey Traffic Control Device	62	94	Lewd Conduct/Ind. Exposure	6	6
Improper/No Registration/Plates	196	218	Negligent/Reckless Driving	51	25
Minor in Possession/Supply to Minor	32	22	Littering	3	0
Malicious Mischief	9	14	Malicious Mischief - Domestic	5	3
Child Unattended in Vehicle	0	0	Misc. Unsafe Driving Practices	79	72
Open Alcohol Container	18	4	Obstruct Police Officer	15	14
Resisting Arrest	3	4	Seatbelt Violation	111	45
Public Disturbance/Fighting	4	5	Theft	32	21
Violation Protect/No Contact Order	31	13	Wrong Way on One Way	8	8
Parking Related	0	1	Stalking	1	2
Poss. Stolen Prop./Burglar Tools	1	0	Pass Bus with Stop Arm Out	2	0
Disrupt School Activities	0	0	Liquor License Violations	0	0



CRIME STATISTICS

VIOLENT CRIME

**FOR CITIES OVER 4,000 POPULATION
BASED UPON PART 1 CRIMES**

<u>RANK</u>	<u>CITY</u> (previous years rank)	<u>VIOLENT CRIMES/1000 PEOPLE</u>	
		<u>2007</u>	<u>2006</u>
1	Tacoma (1)	10.4	10.4
2	Port Orchard (6)	9.6	8.4
3	Bremerton (3)	9.4	9.6
4	Tukwila (2)	8.9	9.9
5	Wapato (4)	8.6	9.3
6	Lakewood (5)	8.2	8.7
7	Shelton (10)	8.1	6.4
8	Kelso (not listed)	6.8	5.3
8	Yakima (not listed)	6.8	5.5
10	Fife (not listed)	6.5	5.5
10	Spokane (not listed)	6.5	5.9

PROPERTY CRIME

**FOR CITIES OVER 4,000 POPULATION
BASED UPON PART 1 CRIMES**

<u>RANK</u>	<u>CITY</u> (previous years rank)	<u>PROPERTY CRIMES/1000 PEOPLE</u>	
		<u>2007</u>	<u>2006</u>
1	Tukwila (1)	161.8	179.7
2	Burlington (3)	157.5	144.2
3	Union Gap (2)	131.1	153.4
4	Shelton (5)	122.7	111.5
5	Moses Lake (6)	104.0	102.2
6	Othello (not listed)	99.2	75.6
7	Chehalis (not listed)	98.9	78.6
8	Everett (10)	86.0	89.8
9	Kelso (8)	84.8	95.5
10	Puyallup (not listed)	83.0	81.2
53	Port Orchard (56)	45.7	48.4



QUALITY SERVICE AUDIT

A RANDOM SURVEY OF CITIZENS WITH DOCUMENTED CONTACTS WITH POLICE

	<u>YES</u>	<u>NO</u>
>WAS THE OFFICER PROMPT?	98%	2%
>WHEN THE OFFICER ARRIVED, DID THE OFFICER DEMONSTRATE A GENUINE INTEREST IN YOUR PROBLEM?	97%	3%
>DID THE OFFICER TREAT YOU WITH COURTESY AND RESPECT?	99%	1%
>DID THE OFFICER ACT IN A PROFESSIONAL MANNER?	98%	2%
>WAS THE OFFICER THOROUGH WITH THE INVESTIGATION?	95%	5%
>DID THE OFFICER ADEQUATELY EXPLAIN YOUR RIGHTS AND RESPONSIBILITIES?	95%	5%
>DID YOU FEEL COMFORTABLE TALKING TO THE OFFICER?	98%	2%
>DID YOU FEEL THE OFFICER WAS SUPPORTIVE OF YOU?	95%	5%
>IF FOLLOW-UP WAS NECESSARY, WAS THE OFFICER READILY AVAILABLE?	83%	17%
>OVERALL, DID YOU FEEL SATISFIED WITH THE OFFICER'S PERFORMANCE OF DUTY?	95%	5%



Our new police rescue boat was acquired through a Dept. of Homeland Security grant. We were chosen due to our location in the sound, vicinity to Kitsap and state ferries and the US Navy. Our boat provides service to the City of Port Orchard, City of Bremerton, South Kitsap Fire and Rescue and also supports south and central Kitsap County, including Blake Island.



DEPARTMENT AWARDS



POLICE OFFICER OF THE YEAR

OFFICER JERRY JENSEN

EXCEPTIONAL DUTY AWARD

DETECTIVE E. JERRY MARTIN

OFFICER TREY HOLDEN

OFFICER MINH TRI TRUONG

CITIZEN'S CERTIFICATE OF MERIT

VOLUNTEER SUE TURNER

MARKSMANSHIP AWARD

CHIEF AL TOWNSEND

SERGEANT DENNIS MCCARTHY

DETECTIVE JERRY MARTIN

OFFICER TREY HOLDEN

OFFICER JIMMIE FOSTER

SERGEANT DALE SCHUSTER

SERGEANT JASON GLANTZ

OFFICER BETH DEATHERAGE

DETECTIVE MARVIN MCKINNEY

RES. OFFICER JAY WHEELER

SAFE DRIVER AWARD

OFFICER TREY HOLDEN

OFFICER MARVIN MCKINNEY



DEPARTMENT PERSONNEL

“OUR MOST VALUABLE RESOURCE”

Chief of Police

Alan L. Townsend

Joined

12/14/99

Police Commander

Geoffrey C. Marti

03/17/08

Police Sergeant

Dennis McCarthy

11/26/90

Dale Schuster

09/26/85

Jason Glantz

08/28/95

Police Officer

Jerry Jensen

06/02/80

Ron Patterson

(07/23/73)*

12/15/80

Jerry Martin

11/02/84

Robert MacFann

10/01/98

Beth Deatherage

04/20/99

Erik Wofford

09/07/00

Trey Holden

03/19/01

Randy Ernst

09/21/03

Marvin McKinney

10/27/04

Jimmie Foster

02/21/06

George Counselman

04/10/06

David Walker

08/31/06

Charles Schandel

11/03/06

Support Staff

Cyndi Circelli

05/04/00

Valarie Francom

10/21/02

Holly Lindberry

06/04/07

Public Service Officer

James Haner

04/28/01

Maureen Wheeler

09/11/06

Melinda Lohre

07/02/07

Reserve Officer

Bruce Baillie

05/25/91

Steve Morrison

04/15/97

Bill Schaibly

04/15/97

Cliff Higashi

10/27/06

Jay Wheeler

11/17/06

David Humphrey

09/11/07

* Indicates date started with the city in another department.